

UCP2 antibody

Catalog Number: 116546

Product name

UCP2 antibody

Specificity

Human, Mouse, Rat; other species not tested.

Antibody description

UCP2 Rabbit Polyclonal antibody. Positive IHC detected in human colon cancer tissue, human hepat°Cirrhosis tissue, human liver tissue, human ovary tissue, human skeletal muscle tissue. Positive WB detected in mouse skeletal muscle tissue, human skeletal muscle tissue, Jurkat cells, mouse spleen tissue, rat skeletal muscle tissue. Observed molecular weight by Western-blot: 28-30 kDa

Preparation

This antibody was obtained by immunization of UCP2 recombinant protein (Accession Number: NM_003355). Purification method: Antigen affinity purified.

Formulation

PBS with 0.1% sodium azide and 50% glycerol pH 7.3.

Storage

Store at -20°C. DO NOT ALIQUOT

Clonality

Polyclonal

Ig Type

Rabbit IgG

Applications

ELISA, WB, IHC


Dilutions

Recommended Dilution:

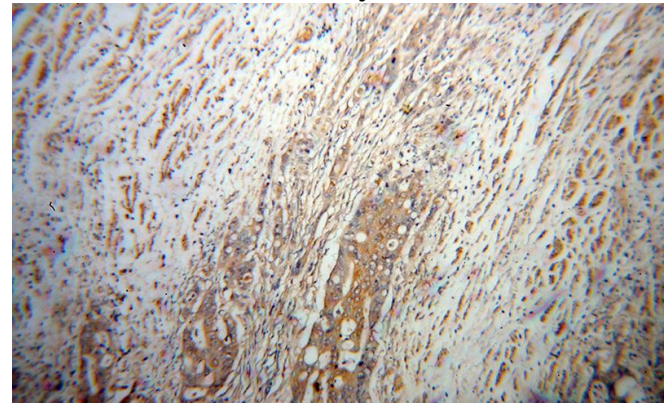
WB: 1:500-1:5000

IHC: 1:20-1:200

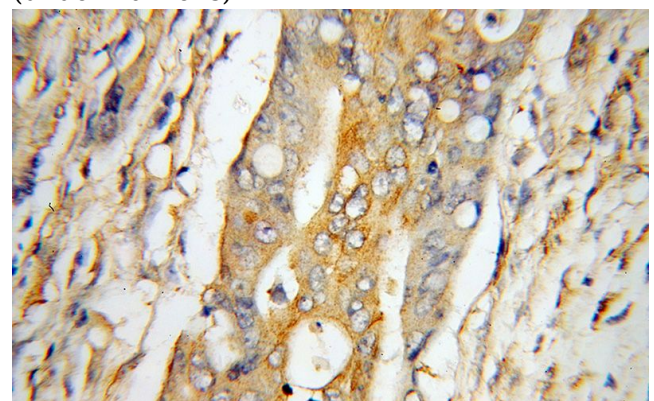
Validations



mouse skeletal muscle tissue were subjected to SDS PAGE followed by western blot with Catalog No:116546(UCP2 antibody) at dilution of 1:1000



Immunohistochemical of paraffin-embedded human colon cancer using Catalog No:116546(UCP2 antibody) at dilution of 1:50 (under 10x lens)



UCP2 antibody



Catalog Number: 116546

Immunohistochemical of paraffin-embedded human colon cancer using Catalog

No:116546(UCP2 antibody) at dilution of 1:50 (under 40x lens)