

CDH17 antibody



Catalog Number: 107146

Product name

CDH17 antibody

WB: 1:500-1:5000

IHC: 1:50-1:500

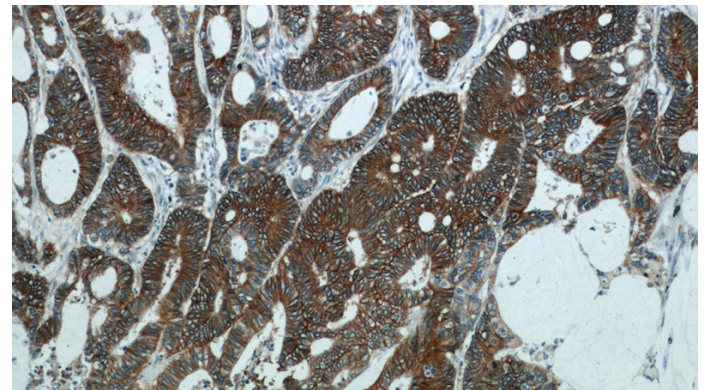
Specificity

Human; other species not tested.

Validations

Antibody description

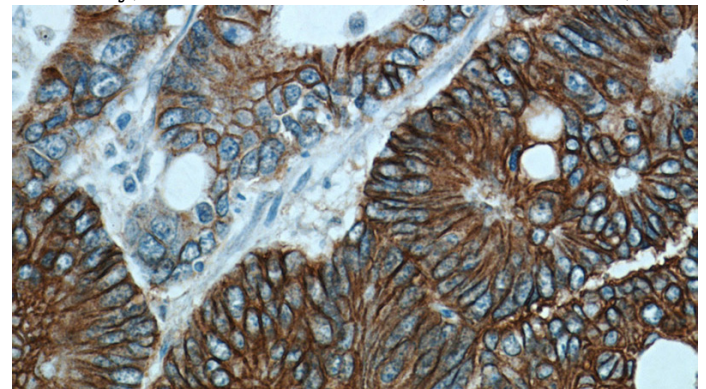
CDH17 Mouse Monoclonal antibody. Positive WB detected in human colon tissue, pig colon tissue. Positive IHC detected in human colon cancer tissue, human colon tissue, human pancreas cancer tissue, human pancreas tissue, human stomach cancer tissue. Observed molecular weight by Western-blot: 120 kDa



Immunohistochemistry of paraffin-embedded human colon cancer tissue slide using (CDH17 Antibody) at dilution of 1:300 (under 10x lens).

Preparation

This antibody was obtained by immunization of CDH17 recombinant protein (Accession Number: NM_004063). Purification method: Protein G purified.



Immunohistochemistry of paraffin-embedded human colon cancer tissue slide using (CDH17 Antibody) at dilution of 1:300 (under 40x lens).

Formulation

PBS with 0.02% sodium azide and 50% glycerol pH 7.3.

Storage

Store at -20°C. DO NOT ALIQUOT

Clonality

Monoclonal

Ig Type

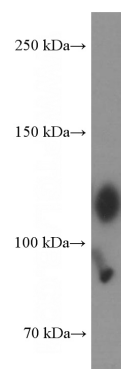
Mouse IgG1

Applications

ELISA, WB, IHC

Dilutions

Recommended Dilution:



human colon tissue were subjected to SDS PAGE followed by western blot with Catalog

CDH17 antibody



Catalog Number: 107146

No:107146(CDH17 Antibody) at dilution of 1:1000