

EIF3H Polyclonal Antibody

Catalog Number: 165146

Product name

EIF3H Polyclonal Antibody

Specificity

Human, Mouse, Rat

Antibody description

Polyclonal antibody to EIF3H

Preparation

Antigen: Recombinant fusion protein containing a sequence corresponding to amino acids 80-340 of human EIF3H (NP_003747.1).

Formulation

PBS with 0.02% sodium azide, 50% glycerol, pH7.3.

Storage

Store at -20°C. Avoid freeze / thaw cycles.

Clonality

Polyclonal

Ig Type

Rabbit IgG

Applications

WB, IF, IP

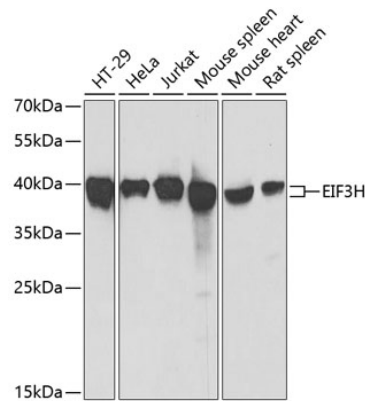
Dilutions

WB 1:500 - 1:2000

IF 1:50 - 1:100

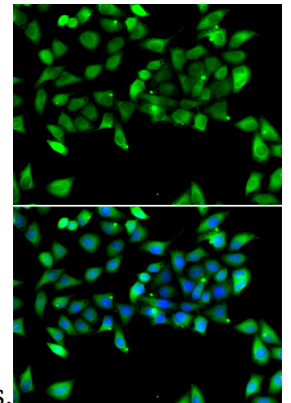
IP 1:50 - 1:200

Validations



Western blot - EIF3H Polyclonal Antibody

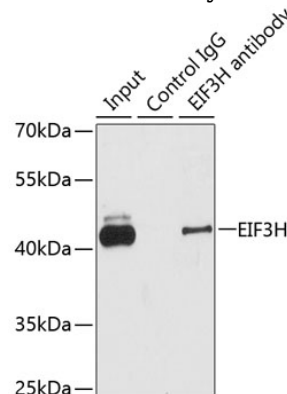
Western blot analysis of extracts of various cell lines, using EIF3H antibody at 1:1000 dilution. Secondary antibody: HRP Goat Anti-Rabbit IgG (H+L) at 1:10000 dilution. Lysates/proteins: 25ug per lane. Blocking buffer: 3% nonfat dry milk in TBST. Detection: ECL



Basic Kit .Exposure time: 90s.

Immunofluorescence - EIF3H Polyclonal Antibody

Immunofluorescence analysis of U2OS cells using EIF3H antibody . Blue: DAPI for nuclear staining.



Immunoprecipitation - EIF3H Polyclonal Antibody

EIF3H Polyclonal Antibody



Catalog Number: 165146

Immunoprecipitation analysis of 200ug extracts of Jurkat cells using 1ug EIF3H antibody . Western

blot was performed from the immunoprecipitate using EIF3H antibody at a dilution of 1:1000.