

Dysadherin antibody



Catalog Number: 110146

Product name

Dysadherin antibody

WB: 1:500-1:5000

IHC: 1:20-1:200

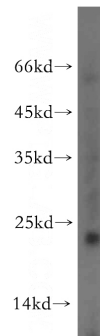
Specificity

Human, Mouse; other species not tested.

Validations

Antibody description

Dysadherin Rabbit Polyclonal antibody. Positive IHC detected in human kidney tissue, human cervical cancer tissue. Positive WB detected in mouse small intestine tissue, human placenta tissue. Observed molecular weight by Western-blot: 24 kDa



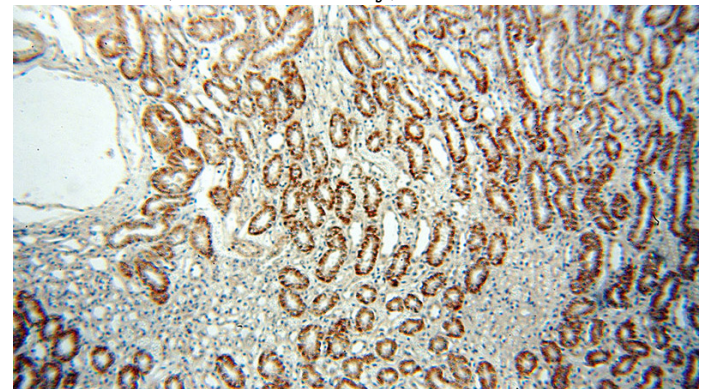
Preparation

This antibody was obtained by immunization of Dysadherin recombinant protein (Accession Number: NM_014164). Purification method: Antigen affinity purified.

mouse small intestine tissue were subjected to SDS PAGE followed by western blot with Catalog No:110146(FXYD5 antibody) at dilution of 1:500

Formulation

PBS with 0.02% sodium azide and 50% glycerol pH 7.3.



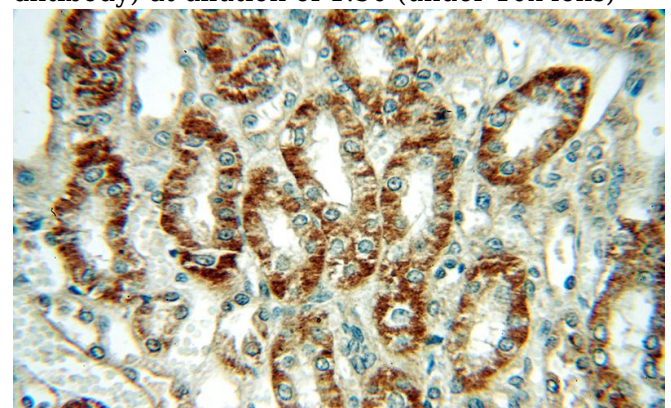
Storage

Store at -20°C. DO NOT ALIQUOT

Immunohistochemical of paraffin-embedded human kidney using Catalog No:110146(FXYD5 antibody) at dilution of 1:50 (under 10x lens)

Clonality

Polyclonal



Ig Type

Rabbit IgG

Applications

ELISA, WB, IHC

Dilutions

Recommended Dilution:

Immunohistochemical of paraffin-embedded human kidney using Catalog No:110146(FXYD5 antibody) at dilution of 1:50 (under 40x lens)