

AHR antibody

Catalog Number: 107846

Product name

AHR antibody

IP: 1:200-1:2000

IHC: 1:20-1:200

Specificity

Human, Mouse; other species not tested.

Antibody description

AHR Rabbit Polyclonal antibody. Positive WB detected in MCF7 cells, HEK-293 cells, MCF-7 cells, NIH/3T3 cells, PC-3 cells. Positive IP detected in PC-3 cells. Positive IHC detected in human brain tissue. Observed molecular weight by Western-blot: 105kd

Preparation

This antibody was obtained by immunization of AHR recombinant protein (Accession Number: NM_001621). Purification method: Antigen affinity purified.

Formulation

PBS with 0.02% sodium azide and 50% glycerol pH 7.3.

Storage

Store at -20°C. DO NOT ALIQUOT

Clonality

Polyclonal

Ig Type

Rabbit IgG

Applications


ELISA, WB, IHC, IP

Dilutions

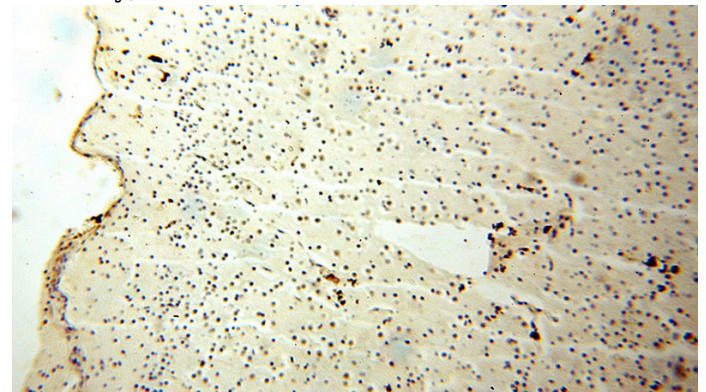
Recommended Dilution:

WB: 1:200-1:2000

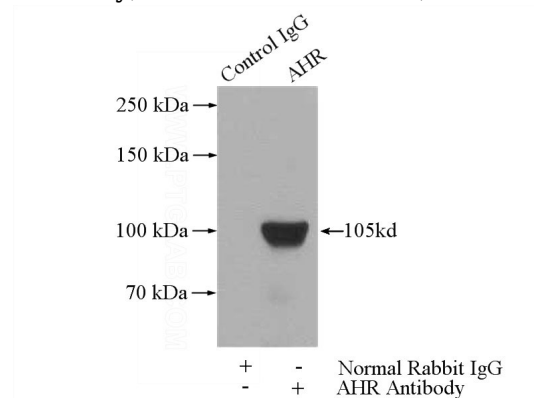
Validations



MCF7 cells were subjected to SDS PAGE followed by western blot with Catalog No:107846(AHR antibody) at dilution of 1:1000



Immunohistochemical of paraffin-embedded human brain using Catalog No:107846(AHR antibody) at dilution of 1:100 (under 10x lens)



IP Result of anti-AHR (IP:Catalog No:107846, 4ug; Detection:Catalog No:107846 1:500) with PC-3

AHR antibody



Catalog Number: 107846

cells lysate 1880ug.