

# RSK3 antibody

Catalog Number: 114846

## Product name

RSK3 antibody

IP: 1:200-1:2000

IF: 1:50-1:500

## Specificity

Human, Mouse, Rat; other species not tested.

## Antibody description

RSK3 Rabbit Polyclonal antibody. Positive IP detected in HeLa cells. Positive WB detected in NIH/3T3 cells, HeLa cells, MCF7 cells. Positive IF detected in HeLa cells. Observed molecular weight by Western-blot: 83 kDa

## Preparation

This antibody was obtained by immunization of RSK3 recombinant protein (Accession Number: NM\_021135). Purification method: Antigen affinity purified.

## Formulation

PBS with 0.02% sodium azide and 50% glycerol pH 7.3.

## Storage

Store at -20°C. DO NOT ALIQUOT

## Clonality

Polyclonal

## Ig Type

Rabbit IgG

## Applications

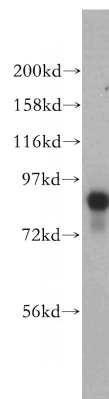
ELISA, WB, IP, IF

## Dilutions

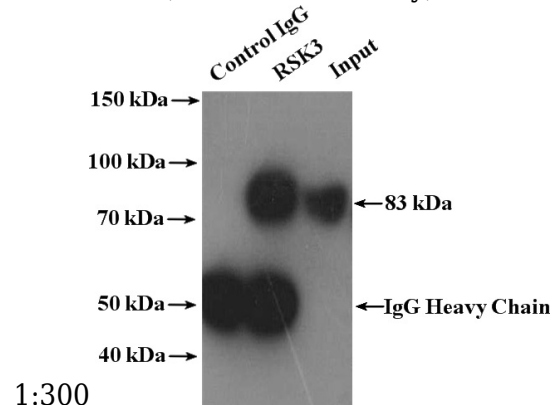
Recommended Dilution:

WB: 1:200-1:2000

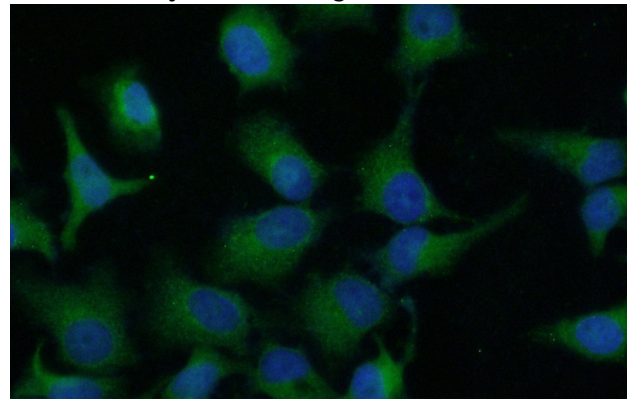
## Validations



NIH/3T3 cells were subjected to SDS PAGE followed by western blot with Catalog No:114846(RPS6KA2 antibody) at dilution of



IP Result of anti-RPS6KA2 (IP:Catalog No:114846, 4ug; Detection:Catalog No:114846 1:800) with HeLa cells lysate 4000ug.



Immunofluorescent analysis of (10%

# RSK3 antibody



Catalog Number: 114846

---

Formaldehyde) fixed HeLa cells using Catalog  
No:114846(RPS6KA2 Antibody) at dilution of 1:50

and Alexa Fluor 488-conjugated AffiniPure Goat  
Anti-Rabbit IgG(H+L)