

INPP5K antibody



Catalog Number: 111846

Product name

INPP5K antibody

Specificity

Human, Mouse, Rat; other species not tested.

Antibody description

INPP5K Rabbit Polyclonal antibody. Positive IHC detected in human kidney tissue, human heart tissue. Positive WB detected in HEK-293 cells, mouse heart tissue. Observed molecular weight by Western-blot: 45-51 kDa

Preparation

This antibody was obtained by immunization of INPP5K recombinant protein (Accession Number: NM_016532). Purification method: Antigen affinity purified.

Formulation

PBS with 0.02% sodium azide and 50% glycerol pH 7.3.

Storage

Store at -20°C. DO NOT ALIQUOT

Clonality

Polyclonal

Ig Type

Rabbit IgG

Applications

ELISA, WB, IHC


Dilutions

Recommended Dilution:

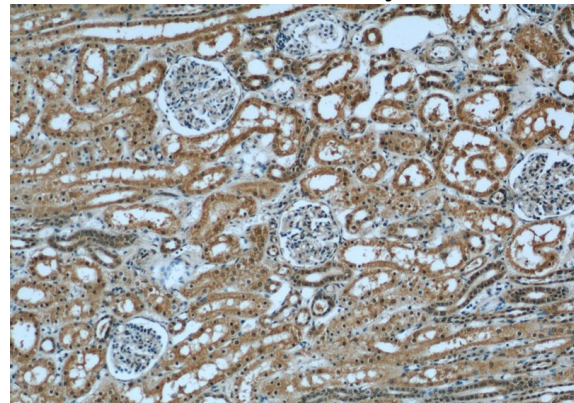
WB: 1:500-1:5000

IHC: 1:20-1:200

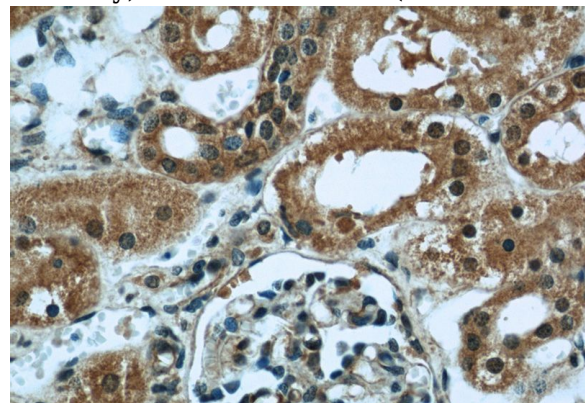
Validations



HEK-293 cells were subjected to SDS PAGE followed by western blot with Catalog No:111846(INPP5K antibody) at dilution of 1:300



Immunohistochemical of paraffin-embedded human kidney using Catalog No:111846(INPP5K antibody) at dilution of 1:50 (under 10x lens)



Immunohistochemical of paraffin-embedded human kidney using Catalog No:111846(INPP5K antibody) at dilution of 1:50 (under 40x lens)