

RAB3GAP2 antibody



Catalog Number: 114446

Product name

RAB3GAP2 antibody

IHC: 1:20-1:200

Specificity

Human, Mouse, Rat; other species not tested.

Antibody description

RAB3GAP2 Rabbit Polyclonal antibody. Positive WB detected in mouse brain tissue. Positive IHC detected in human brain tissue, human cerebellum tissue. Observed molecular weight by Western-blot: 110 / 130 / 150 kDa

Preparation

This antibody was obtained by immunization of RAB3GAP2 recombinant protein (Accession Number: NM_012414). Purification method: Antigen affinity purified.

Formulation

PBS with 0.1% sodium azide and 50% glycerol pH 7.3.

Storage

Store at -20°C. DO NOT ALIQUOT

Clonality

Polyclonal

Ig Type

Rabbit IgG

Applications

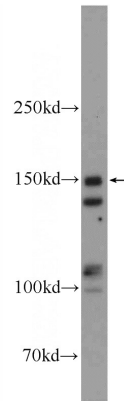
ELISA, WB, IHC

Dilutions

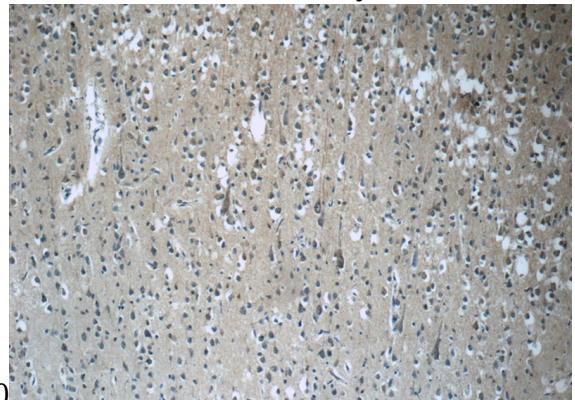
Recommended Dilution:

WB: 1:200-1:2000

Validations

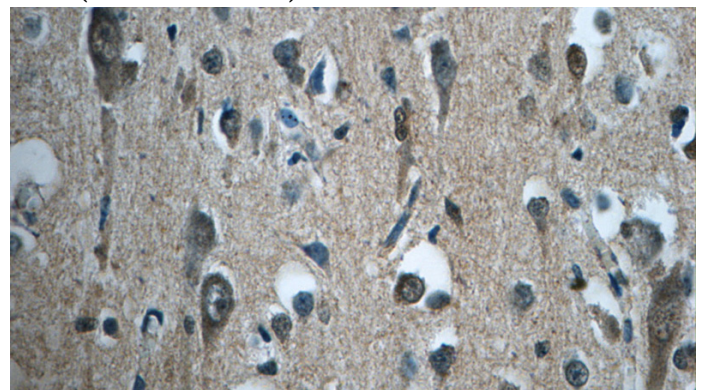


mouse brain tissue were subjected to SDS PAGE followed by western blot with Catalog No:114446(RAB3GAP2 Antibody) at dilution of



1:600

Immunohistochemistry of paraffin-embedded human brain tissue slide using Catalog No:114446(RAB3GAP2 Antibody) at dilution of 1:50 (under 10x lens)



Immunohistochemistry of paraffin-embedded human brain tissue slide using Catalog No:114446(RAB3GAP2 Antibody) at dilution of

RAB3GAP2 antibody



Catalog Number: 114446

1:50 (under 40x lens)