

NCOR1 antibody

Catalog Number: 113046

Product name

NCOR1 antibody

Specificity

human, mouse, rat; other species not tested.

Antibody description

NCOR1 Rabbit Polyclonal antibody. Positive WB detected in HepG2 cells, K-562 cells. Positive IHC detected in human cervical cancer. Observed molecular weight by Western-blot: 120kd

Preparation

This antibody was obtained by immunization of Peptide (Accession Number: NM_006311). Purification method: Antigen affinity purified.

Formulation

PBS with 0.02% sodium azide and 50% glycerol pH 7.3.

Storage

Store at -20°C. DO NOT ALIQUOT

Clonality

Polyclonal

Ig Type

Rabbit IgG

Applications

ELISA, WB, IHC

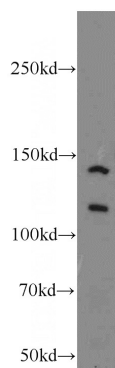
Dilutions

Recommended Dilution:

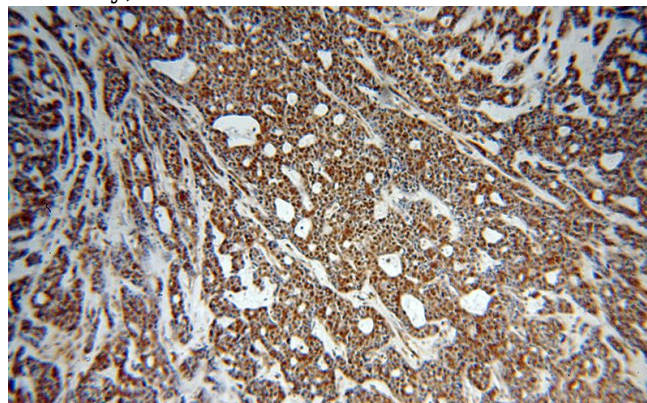
WB: 1:500-1:5000

IHC: 1:20-1:200

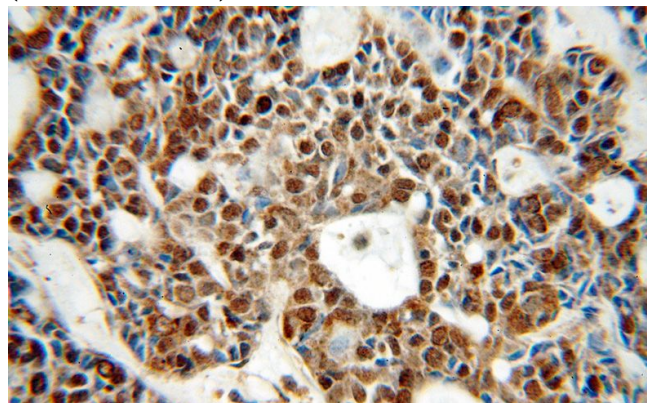
Validations



HepG2 cells were subjected to SDS PAGE followed by western blot with Catalog No:113046(NCOR1 antibody) at dilution of 1:300



Immunohistochemical of paraffin-embedded human cervical cancer using Catalog No:113046(NCOR1 antibody) at dilution of 1:100 (under 10x lens)



Immunohistochemical of paraffin-embedded human cervical cancer using Catalog No:113046(NCOR1 antibody) at dilution of 1:100 (under 40x lens)