

# KIAA0319L antibody



Catalog Number: 112046

## Product name

KIAA0319L antibody

## Specificity

Human, Mouse; other species not tested.

## Antibody description

KIAA0319L Rabbit Polyclonal antibody. Positive IHC detected in human brain tissue. Positive WB detected in HeLa cells, mouse kidney tissue. Observed molecular weight by Western-blot: 116 kDa

## Preparation

This antibody was obtained by immunization of KIAA0319L recombinant protein (Accession Number: BC031672). Purification method: Antigen affinity purified.

## Formulation

PBS with 0.02% sodium azide and 50% glycerol pH 7.3.

## Storage

Store at -20°C. DO NOT ALIQUOT

## Clonality

Polyclonal

## Ig Type

Rabbit IgG

## Applications

ELISA, WB, IHC


## Dilutions

Recommended Dilution:

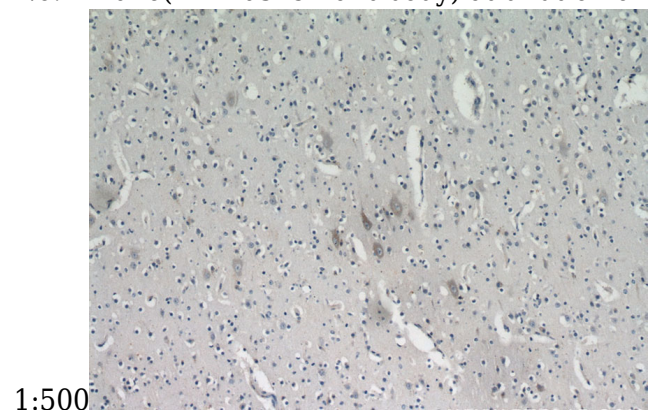
WB: 1:500-1:5000

IHC: 1:20-1:200

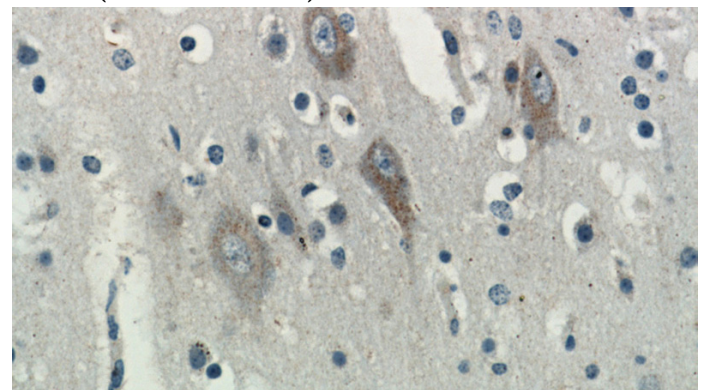
## Validations



HeLa cells were subjected to SDS PAGE followed by western blot with Catalog No:112046(KIAA0319L antibody) at dilution of



Immunohistochemical of paraffin-embedded human brain using Catalog No:112046(KIAA0319L antibody) at dilution of 1:100 (under 10x lens)



Immunohistochemical of paraffin-embedded human brain using Catalog No:112046(KIAA0319L antibody) at dilution of

# KIAA0319L antibody



Catalog Number: 112046

---

1:100 (under 40x lens)