

# Anti-Survivin (8B9) Mouse antibody



Catalog Number: 168236

## Product name

Anti-Survivin (8B9) Mouse antibody

## Specificity

Human, Rat

## Antibody description

Survivin (8B9) Mouse monoclonal antibody

## Preparation

Antigen: Recombinant Protein of Survivin

## Formulation

PBS, pH 7.4, containing 0.02% sodium azide as Preservative and 50% Glycerol.

## Storage

Store at 4°C short term. Store at -20°C long term. Avoid freeze / thaw cycle.

## Clonality

Monoclonal

## Ig Type

Mouse IgG1

## Applications

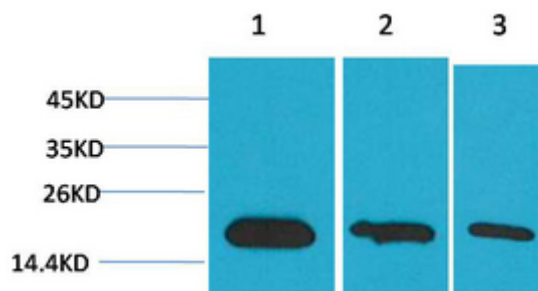
WB, IHC-P

## Dilutions

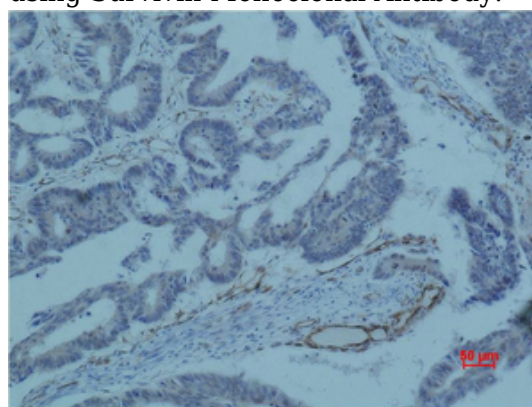
WB: 1/1000-2000

IHC: 1/200-500

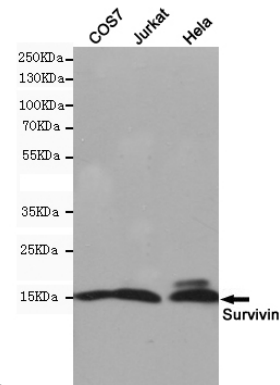
## Validations



Western blot analysis of 1) HeLa, 2) 293, 3) PC12 using Survivin Monoclonal Antibody.



Immunohistochemical analysis of paraffin-embedded human colon carcinoma using Survivin



Monoclonal Antibody.

Western blot detection of Survivin in COS7, Jurkat and HeLa cell lysates using Survivin mouse mAb (1:1000 diluted). Predicted band size: 16kDa. Observed band size: 16kDa.