

# CAPNS1 antibody



Catalog Number: 108936

## Product name

CAPNS1 antibody

## Immunogen

[Human CAPNS1 Recombinant protein \(His tag\)](#)

## Specificity

Human, Mouse; other species not tested.

## Antibody description

CAPNS1 Rabbit Polyclonal antibody. Positive IHC detected in human stomach tissue, human kidney tissue. Positive WB detected in HEK-293 cells, A431 cells, mouse spleen tissue. Observed molecular weight by Western-blot: 28 kDa

## Preparation

This antibody was obtained by immunization of CAPNS1 recombinant protein (Accession Number: XM\_005259295). Purification method: Antigen affinity purified.

## Formulation

PBS with 0.1% sodium azide and 50% glycerol pH 7.3.

## Storage

Store at -20°C. DO NOT ALIQUOT

## Clonality

Polyclonal

## Ig Type

Rabbit IgG

## Applications

ELISA, WB, IHC

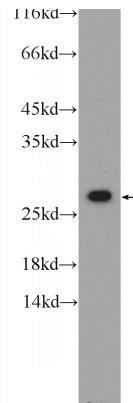
## Dilutions

Recommended Dilution:

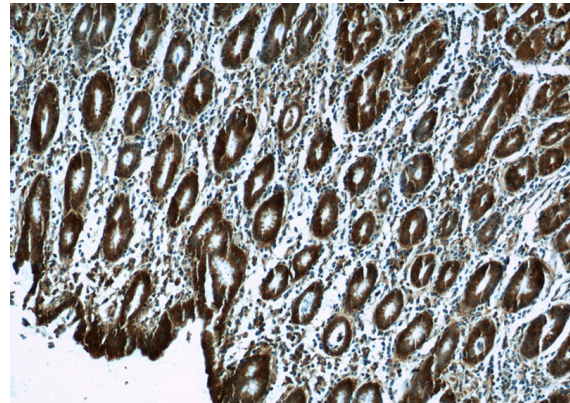
WB: 1:200-1:2000

IHC: 1:20-1:200

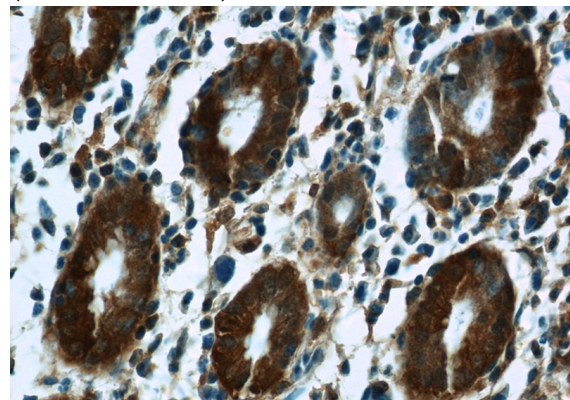
## Validations



HEK-293 cells were subjected to SDS PAGE followed by western blot with Catalog No:108936(CAPNS1 Antibody) at dilution of 1:600



Immunohistochemistry of paraffin-embedded human stomach tissue slide using Catalog No:108936(CAPNS1 Antibody) at dilution of 1:50 (under 10x lens)



# CAPNS1 antibody



Catalog Number: 108936

---

Immunohistochemistry of paraffin-embedded human stomach tissue slide using Catalog

No:108936(CAPNS1 Antibody) at dilution of 1:50 (under 40x lens)