

DDX1 Polyclonal Antibody



Catalog Number: 164936

Product name

DDX1 Polyclonal Antibody

Specificity

Human, Mouse, Rat

Antibody description

Polyclonal antibody to DDX1

Preparation

Antigen: Recombinant fusion protein containing a sequence corresponding to amino acids 441-740 of human DDX1 (NP_004930.1).

Formulation

PBS with 0.02% sodium azide, 50% glycerol, pH7.3.

Storage

Store at -20°C. Avoid freeze / thaw cycles.

Clonality

Polyclonal

Ig Type

Rabbit IgG

Applications

WB, IHC, IF, IP

Dilutions

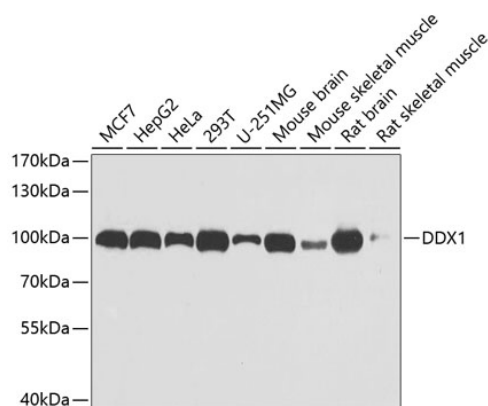
WB 1:500 - 1:2000

IHC 1:50 - 1:200

IF 1:10 - 1:100

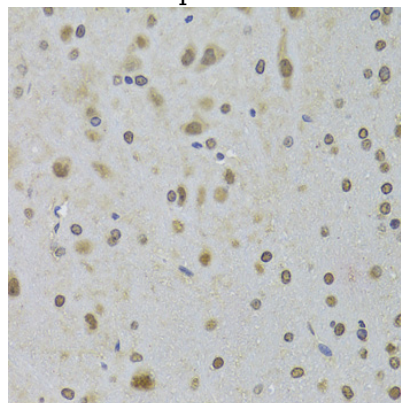
IP 1:20 - 1:50

Validations



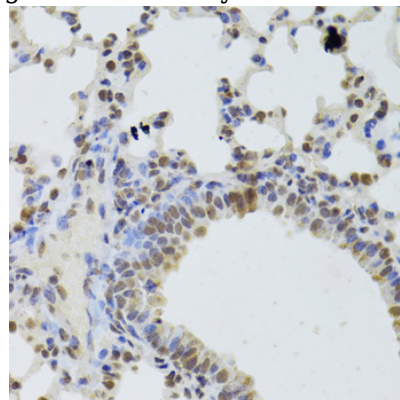
Western blot - DDX1 Polyclonal Antibody

Western blot analysis of extracts of various cell lines, using DDX1 antibody at 1:1000 dilution. Secondary antibody: HRP Goat Anti-Rabbit IgG (H+L) at 1:10000 dilution. Lysates/proteins: 25ug per lane. Blocking buffer: 3% nonfat dry milk in TBST. Detection: ECL Basic Kit. Exposure time: 10s.



Immunohistochemistry - DDX1 Polyclonal Antibody

Immunohistochemistry of paraffin-embedded rat brain using DDX1 Antibody at dilution of 1:100



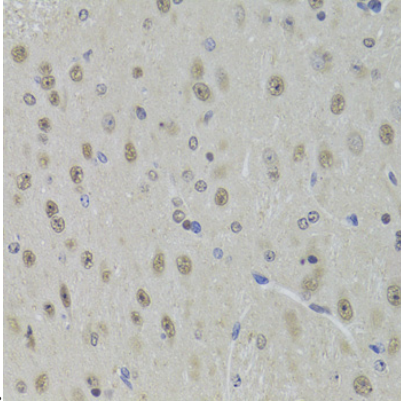
(40x lens).

DDX1 Polyclonal Antibody

Catalog Number: 164936

Immunohistochemistry - DDX1 Polyclonal Antibody

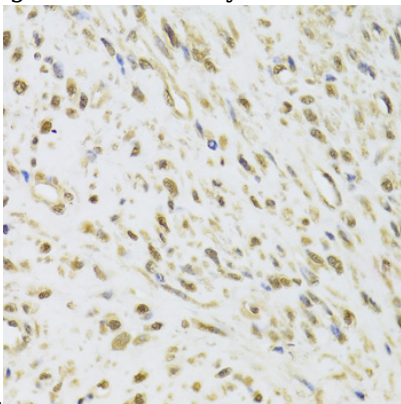
Immunohistochemistry of paraffin-embedded mouse lung using DDX1 Antibody at dilution of



1:100 (40x lens).

Immunohistochemistry - DDX1 Polyclonal Antibody

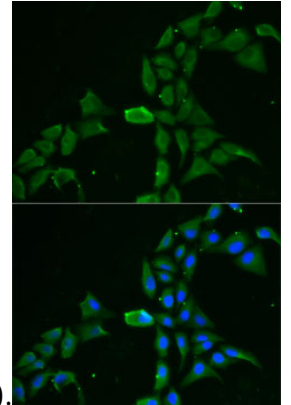
Immunohistochemistry of paraffin-embedded mouse brain using DDX1 Antibody at dilution of



1:100 (40x lens).

Immunohistochemistry - DDX1 Polyclonal Antibody

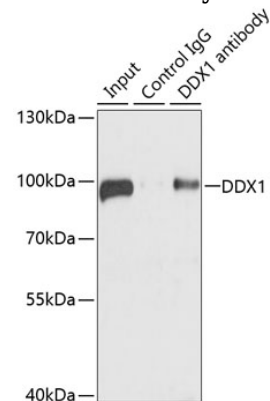
Immunohistochemistry of paraffin-embedded human leiomyoma of uterus using DDX1 Antibody



at dilution of 1:100 (40x lens).

Immunofluorescence - DDX1 Polyclonal Antibody

Immunofluorescence analysis of MCF7 cells using DDX1 antibody . Blue: DAPI for nuclear staining.



Immunoprecipitation - DDX1 Polyclonal Antibody

Immunoprecipitation analysis of 100ug extracts of 293T cells using 3ug DDX1 antibody . Western blot was performed from the immunoprecipitate using DDX1 antibody at a dilution of 1:1000.