

DDX50 antibody

Catalog Number: 109836

Product name

DDX50 antibody

IP: 1:200-1:2000

IF: 1:10-1:100


Specificity

Human, Mouse, Rat; other species not tested.

Validations

Antibody description

DDX50 Rabbit Polyclonal antibody. Positive IF detected in HepG2 cells. Positive IP detected in HeLa cells. Positive WB detected in HeLa cells, Jurkat cells. Observed molecular weight by Western-blot: 83 kDa



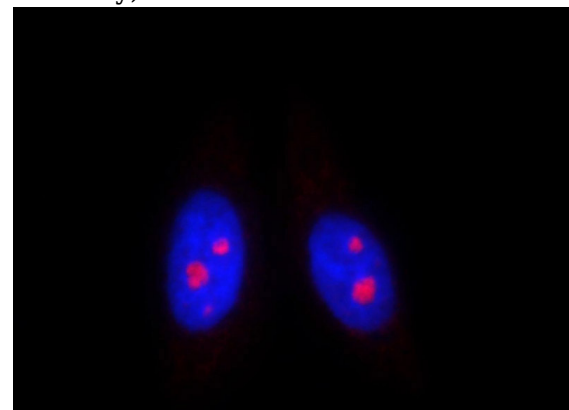
Preparation

This antibody was obtained by immunization of DDX50 recombinant protein (Accession Number: XM_017016626). Purification method: Antigen affinity purified.

HeLa cells were subjected to SDS PAGE followed by western blot with Catalog No:109836(DDX50 antibody) at dilution of 1:800

Formulation

PBS with 0.1% sodium azide and 50% glycerol pH 7.3.



Storage

Store at -20°C. DO NOT ALIQUOT

Clonality

Polyclonal

Ig Type

Rabbit IgG

Applications

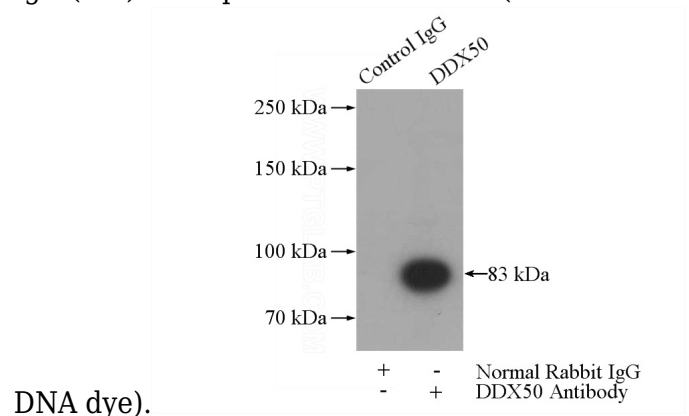
ELISA, WB, IF, IP

Dilutions

Recommended Dilution:

WB: 1:200-1:2000

Immunofluorescent analysis of HepG2 cells, using DDX50 antibody Catalog No:109836 at 1:25 dilution and Rhodamine-labeled goat anti-rabbit IgG (red). Blue pseudocolor = DAPI (fluorescent DNA dye).



DDX50 antibody



Catalog Number: 109836

IP Result of anti-DDX50 (IP:Catalog No:109836,

4ug; Detection:Catalog No:109836 1:800) with HeLa cells lysate 1200ug.