

Calpain 6 antibody

Catalog Number: 108836

Product name

Calpain 6 antibody

IP: 1:200-1:1000

IHC: 1:20-1:200

Specificity

Human, Mouse, Rat; other species not tested.

Antibody description

Calpain 6 Rabbit Polyclonal antibody. Positive IP detected in human placenta tissue. Positive WB detected in human placenta tissue, A549 cells. Positive IHC detected in human placenta tissue. Observed molecular weight by Western-blot: 66-75 kDa

Preparation

This antibody was obtained by immunization of Calpain 6 recombinant protein (Accession Number: NM_014289). Purification method: Antigen affinity purified.

Formulation

PBS with 0.1% sodium azide and 50% glycerol pH 7.3.

Storage

Store at -20°C. DO NOT ALIQUOT

Clonality

Polyclonal

Ig Type

Rabbit IgG

Applications


ELISA, IHC, WB, IP

Dilutions

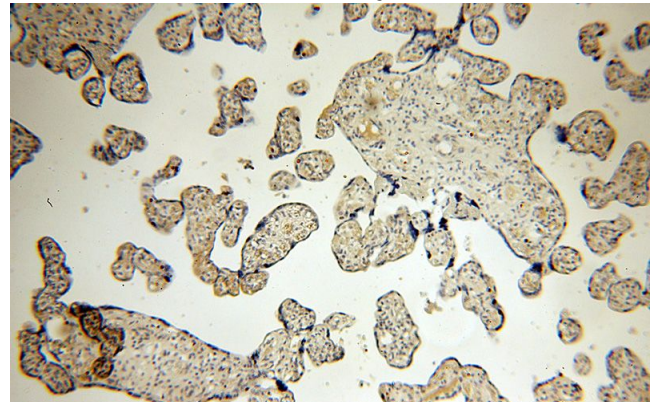
Recommended Dilution:

WB: 1:200-1:1000

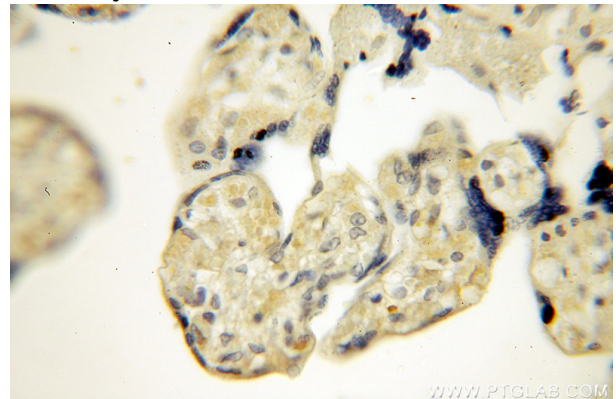
Validations



human placenta tissue were subjected to SDS PAGE followed by western blot with Catalog No:108836(CAPN6 antibody) at dilution of 1:300



Immunohistochemical of paraffin-embedded human placenta using Catalog No:108836(CAPN6 antibody) at dilution of 1:50 (under 10x lens)

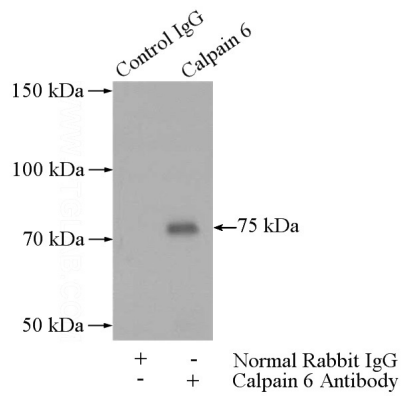


Immunohistochemical of paraffin-embedded human placenta using Catalog No:108836(CAPN6

Calpain 6 antibody

Catalog Number: 108836

antibody) at dilution of 1:50 (under 40x lens)



IP Result of anti-CAPN6 (IP:Catalog No:108836, 4ug; Detection:Catalog No:108836 1:300) with human placenta tissue lysate 1520ug.