

AGR3 antibody

Catalog Number: 107836

Product name

AGR3 antibody

IHC: 1:20-1:200

IF: 1:20-1:200

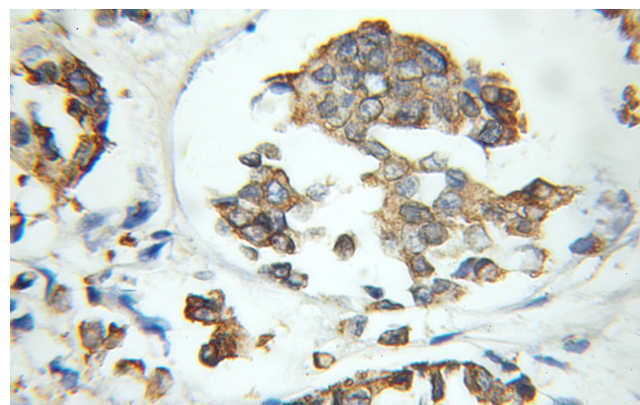
Specificity

Human, Mouse; other species not tested.

Validations

Antibody description

AGR3 Rabbit Polyclonal antibody. Positive WB detected in SKOV-3 cells, MCF-7 cells. Positive IHC detected in human breast cancer tissue. Positive IF detected in SKOV-3 cells. Observed molecular weight by Western-blot: 19-25 kDa




Preparation

This antibody was obtained by immunization of AGR3 recombinant protein (Accession Number: NM_176813). Purification method: Antigen affinity purified.

Immunohistochemical of paraffin-embedded human breast cancer using Catalog No:107836(AGR3 antibody) at dilution of 1:50

Formulation

PBS with 0.1% sodium azide and 50% glycerol pH 7.3.



(under 10x lens)

Storage

Store at -20°C. DO NOT ALIQUOT

Clonality

Polyclonal

SKOV-3 cells were subjected to SDS PAGE followed by western blot with Catalog No:107836(AGR3 Antibody) at dilution of 1:600

Ig Type

Rabbit IgG

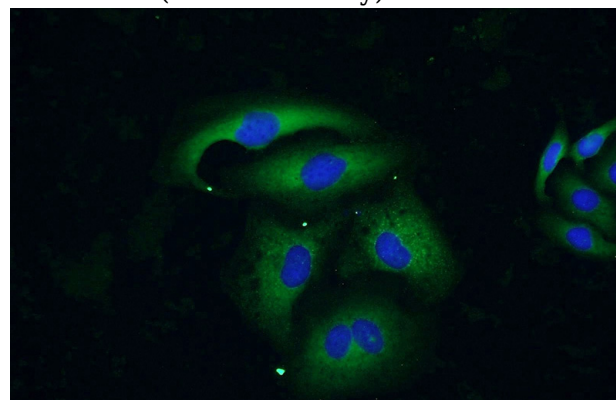
Applications

ELISA, IHC, WB, IF

Dilutions

Recommended Dilution:

WB: 1:200-1:2000



Immunofluorescent analysis of SKOV-3 cells using

AGR3 antibody



Catalog Number: 107836

Catalog No:107836(AGR3 Antibody) at dilution of 1:50 and Alexa Fluor 488-conjugated AffiniPure Goat Anti-Rabbit IgG(H+L)