

MRPL55 antibody



Catalog Number: 112836

Product name

MRPL55 antibody

Specificity

Human, Mouse, Rat; other species not tested.

Antibody description

MRPL55 Rabbit Polyclonal antibody. Positive WB detected in HEK-293 cells. Positive IHC detected in human colon cancer tissue, human heart tissue. Observed molecular weight by Western-blot: 13 kDa

Preparation

This antibody was obtained by immunization of MRPL55 recombinant protein (Accession Number: NM_181465). Purification method: Antigen affinity purified.

Formulation

PBS with 0.1% sodium azide and 50% glycerol pH 7.3.

Storage

Store at -20°C. DO NOT ALIQUOT

Clonality

Polyclonal

Ig Type

Rabbit IgG

Applications

ELISA, WB, IHC


Dilutions

Recommended Dilution:

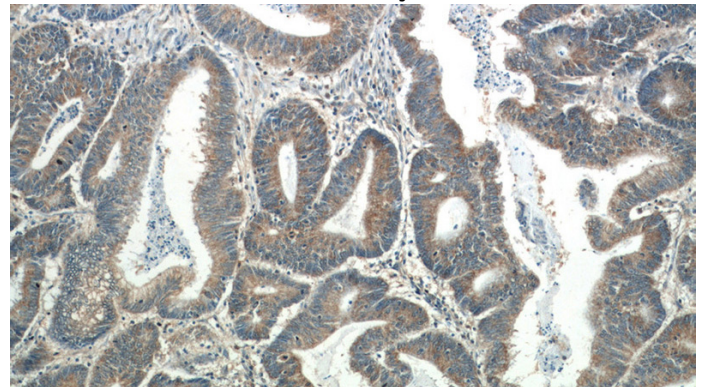
WB: 1:200-1:2000

IHC: 1:20-1:200

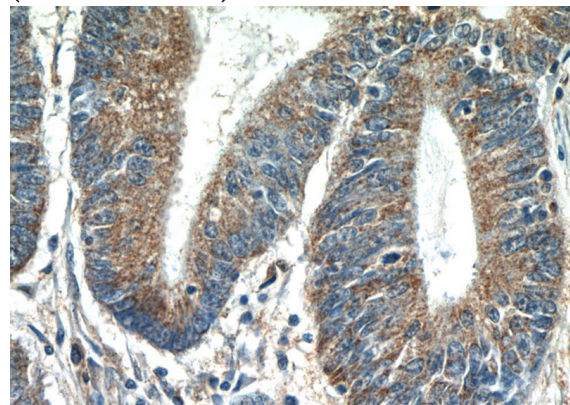
Validations



HEK-293 cells were subjected to SDS PAGE followed by western blot with Catalog No:112836(MRPL55 Antibody) at dilution of 1:600



Immunohistochemistry of paraffin-embedded human colon cancer tissue slide using Catalog No:112836(MRPL55 Antibody) at dilution of 1:50 (under 10x lens)



Immunohistochemistry of paraffin-embedded human colon cancer tissue slide using Catalog No:112836(MRPL55 Antibody) at dilution of 1:50

MRPL55 antibody



Catalog Number: 112836

(under 40x lens)