

Apolipoprotein A II antibody



Catalog Number: 108036

Product name

Apolipoprotein A II antibody

Specificity

Human; other species not tested.

Antibody description

Apolipoprotein A II Rabbit Polyclonal antibody. Positive IHC detected in human hepatocirrhosis tissue. Positive WB detected in human serum tissue. Observed molecular weight by Western-blot: 15 kDa

Preparation

This antibody was obtained by immunization of Apolipoprotein A II recombinant protein (Accession Number: NM_001643). Purification method: Antigen affinity purified.

Formulation

PBS with 0.1% sodium azide and 50% glycerol pH 7.3.

Storage

Store at -20°C. DO NOT ALIQUOT

Clonality

Polyclonal

Ig Type

Rabbit IgG

Applications

ELISA, WB, IHC


Dilutions

Recommended Dilution:

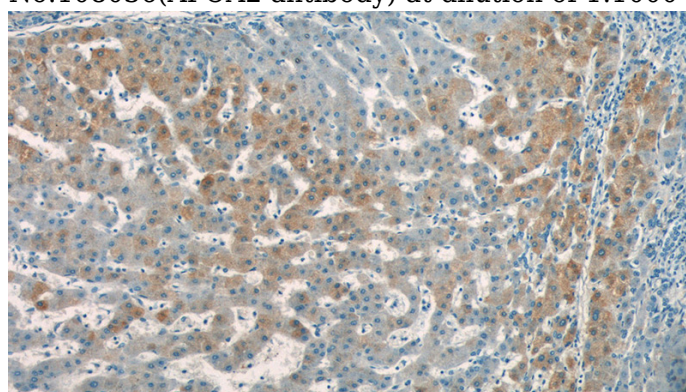
WB: 1:500-1:5000

IHC: 1:20-1:200

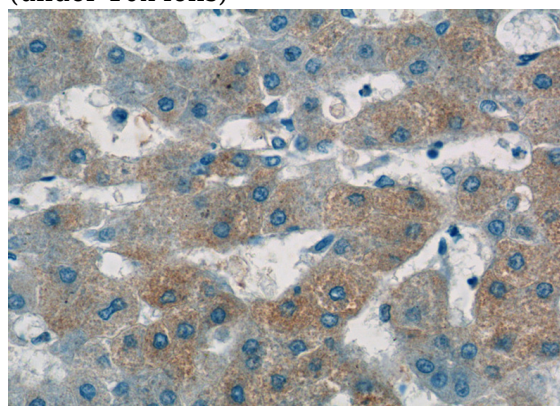
Validations



human serum tissue were subjected to SDS PAGE followed by western blot with Catalog No:108036(APOA2 antibody) at dilution of 1:1000



Immunohistochemistry of paraffin-embedded human hepatocirrhosis tissue slide using Catalog No:108036(APOA2 Antibody) at dilution of 1:50 (under 10x lens)



Immunohistochemistry of paraffin-embedded human hepatocirrhosis tissue slide using Catalog No:108036(APOA2 Antibody) at dilution of 1:50

Apolipoprotein A II antibody



Catalog Number: 108036

(under 40x lens)