

# PTPRCAP / CD45AP antibody



Catalog Number: 114326

## Product name

PTPRCAP / CD45AP antibody

## Specificity

Human; other species not tested.

## Antibody description

PTPRCAP / CD45AP Rabbit Polyclonal antibody. Positive IHC detected in human lymphoma tissue, human tonsillitis tissue. Positive WB detected in Jurkat cells, human spleen tissue. Observed molecular weight by Western-blot: 28-30kd

## Preparation

This antibody was obtained by immunization of Peptide (Accession Number: NM\_005608). Purification method: Antigen affinity purified.

## Formulation

PBS with 0.1% sodium azide and 50% glycerol pH 7.3.

## Storage

Store at -20°C. DO NOT ALIQUOT

## Clonality

Polyclonal

## Ig Type

Rabbit IgG

## Applications

ELISA, WB, IHC

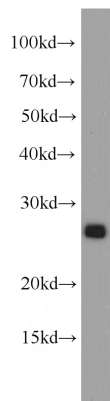
## Dilutions

Recommended Dilution:

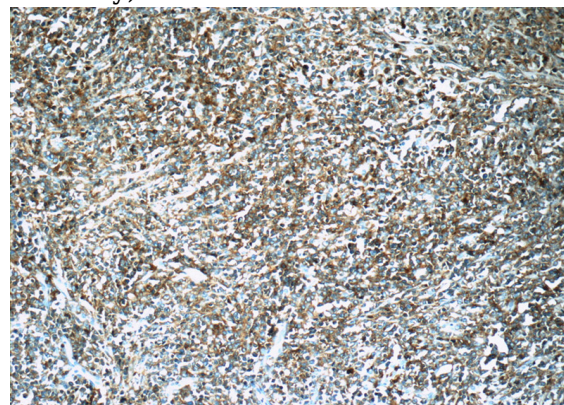
WB: 1:200-1:1000

IHC: 1:20-1:200

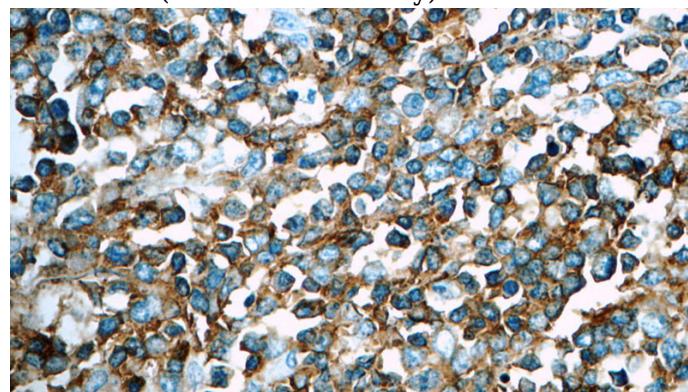
## Validations



Jurkat cells were subjected to SDS PAGE followed by western blot with Catalog No:114326(PTPRCAP antibody) at dilution of 1:200



Immunohistochemistry of paraffin-embedded human lymphoma tissue slide using Catalog No:114326(PTPRCAP Antibody) at dilution of 1:50



Immunohistochemistry of paraffin-embedded human lymphoma tissue slide using Catalog No:114326(PTPRCAP Antibody) at dilution of 1:50