

UPF3A antibody

Catalog Number: 116626

Product name

UPF3A antibody

IHC: 1:20-1:200

IF: 1:20-1:200


Specificity

Human, Mouse, Rat; other species not tested.

Validations

Antibody description

UPF3A Rabbit Polyclonal antibody. Positive WB detected in human testis tissue, HeLa cells, Jurkat cells. Positive IF detected in HeLa cells. Positive IHC detected in human testis tissue, human heart tissue. Observed molecular weight by Western-blot: 58 kDa



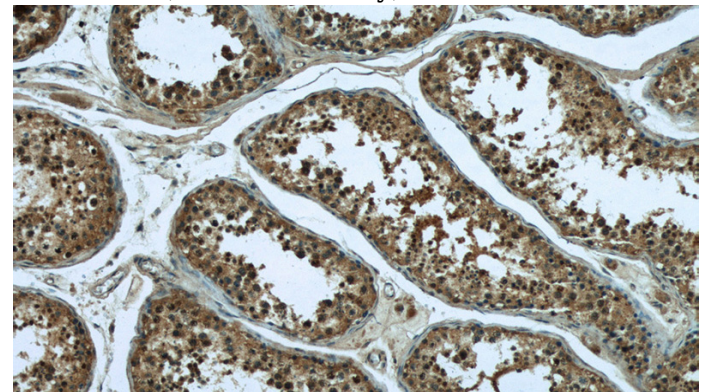
Preparation

This antibody was obtained by immunization of UPF3A recombinant protein (Accession Number: NM_080687). Purification method: Antigen affinity purified.

human testis tissue were subjected to SDS PAGE followed by western blot with Catalog No:116626(UPF3A antibody) at dilution of 1:500

Formulation

PBS with 0.02% sodium azide and 50% glycerol pH 7.3.



Storage

Store at -20°C. DO NOT ALIQUOT

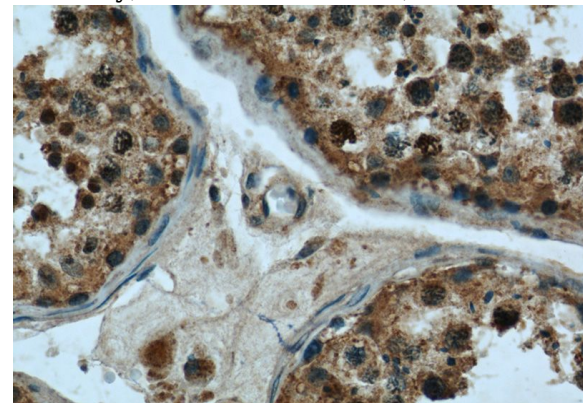
Clonality

Polyclonal

Immunohistochemical of paraffin-embedded human testis using Catalog No:116626(UPF3A antibody) at dilution of 1:50 (under 10x lens)

Ig Type

Rabbit IgG



Applications

ELISA, WB, IHC, IF

Dilutions

Recommended Dilution:

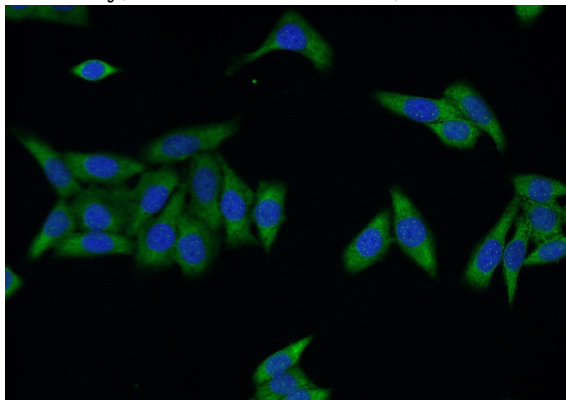
WB: 1:500-1:5000

Immunohistochemical of paraffin-embedded human testis using Catalog No:116626(UPF3A

UPF3A antibody

Catalog Number: 116626

antibody) at dilution of 1:50 (under 40x lens)



Immunofluorescent analysis of HeLa cells using Catalog No:116626(UPF3A Antibody) at dilution of 1:50 and Alexa Fluor 488-conjugated AffiniPure Goat Anti-Rabbit IgG(H+L)