

PDK3 antibody

Catalog Number: 113626

Product name

PDK3 antibody

IP: 1:500-1:5000

IHC: 1:20-1:200

Specificity

Human, Mouse; other species not tested.

Antibody description

PDK3 Rabbit Polyclonal antibody. Positive IHC detected in human heart tissue, human skeletal muscle tissue. Positive WB detected in mouse heart tissue, mouse kidney tissue. Positive IP detected in mouse heart tissue. Observed molecular weight by Western-blot: 47 kDa

Preparation

This antibody was obtained by immunization of PDK3 recombinant protein (Accession Number: NM_005391). Purification method: Antigen affinity purified.

Formulation

PBS with 0.1% sodium azide and 50% glycerol pH 7.3.

Storage

Store at -20°C. DO NOT ALIQUOT

Clonality

Polyclonal

Ig Type

Rabbit IgG

Applications


ELISA, WB, IHC, IP

Dilutions

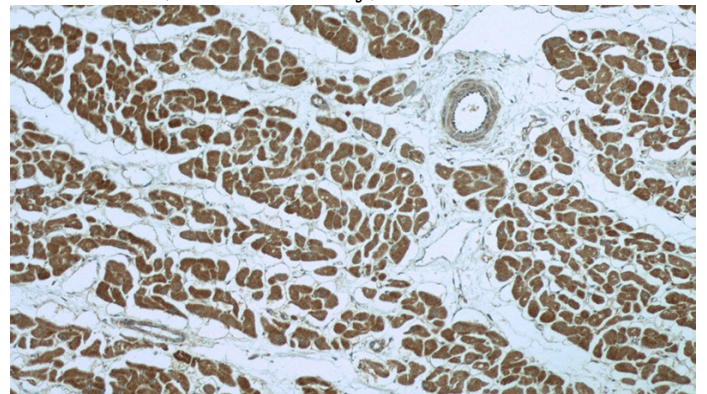
Recommended Dilution:

WB: 1:500-1:5000

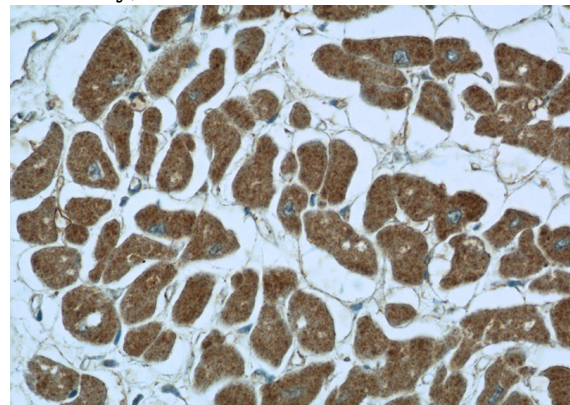
Validations



mouse heart tissue were subjected to SDS PAGE followed by western blot with Catalog No:113626(PDK3 antibody) at dilution of 1:1000



Immunohistochemistry of paraffin-embedded human heart slide using Catalog No:113626(PDK3 Antibody) at dilution of 1:50

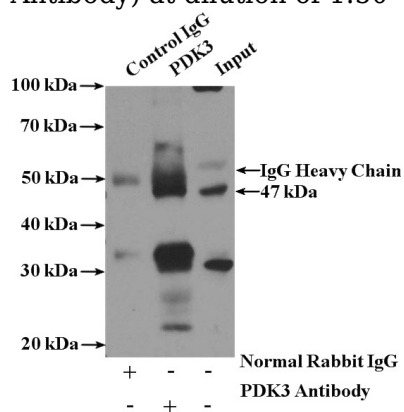


Immunohistochemistry of paraffin-embedded human heart slide using Catalog No:113626(PDK3

PDK3 antibody

Catalog Number: 113626

Antibody) at dilution of 1:50



IP Result of anti-PDK3 (IP:Catalog No:113626, 4ug; Detection:Catalog No:113626 1:1000) with mouse heart tissue lysate 4000ug.