

# BUB1 Polyclonal Antibody



Catalog Number: 163626

## Product name

BUB1 Polyclonal Antibody

## Specificity

Human, Mouse, Rat

## Antibody description

Polyclonal antibody to BUB1

## Preparation

Antigen: Recombinant fusion protein containing a sequence corresponding to amino acids 1-300 of human BUB1 (NP\_004327.1).

## Formulation

PBS with 0.02% sodium azide, 50% glycerol, pH7.3.

## Storage

Store at -20°C. Avoid freeze / thaw cycles.

## Clonality

Polyclonal

## Ig Type

Rabbit IgG

## Applications

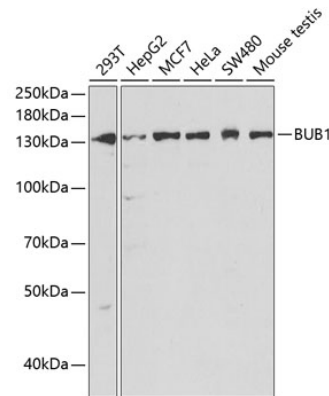
WB, IHC

## Dilutions

WB 1:500 - 1:2000

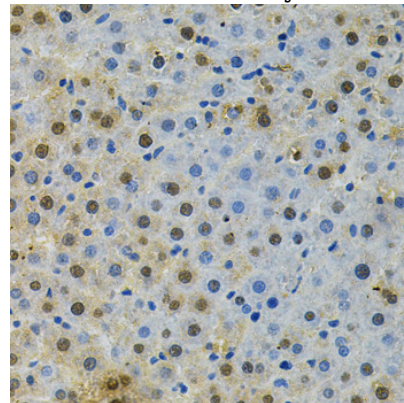
IHC 1:50 - 1:200

## Validations



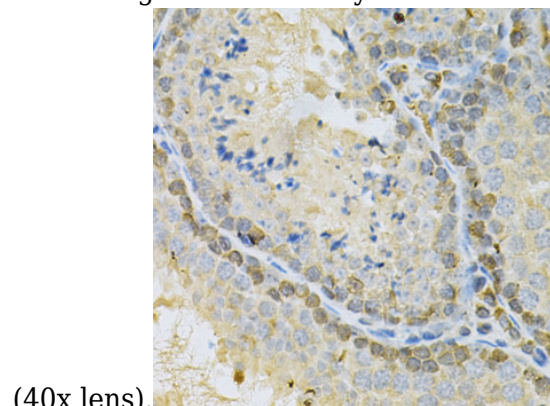
Western blot - BUB1 Polyclonal Antibody

Western blot analysis of extracts of various cell lines, using BUB1 antibody at 1:1000 dilution. Secondary antibody: HRP Goat Anti-Rabbit IgG (H+L) at 1:10000 dilution. Lysates/proteins: 25ug per lane. Blocking buffer: 3% nonfat dry milk in TBST.



Immunohistochemistry - BUB1 Polyclonal Antibody

Immunohistochemistry of paraffin-embedded rat liver using BUB1 Antibody at dilution of 1:200



(40x lens).

# BUB1 Polyclonal Antibody



Catalog Number: 163626

---

Immunohistochemistry - BUB1 Polyclonal  
Antibody

Immunohistochemistry of paraffin-embedded  
mouse testis using BUB1 Antibody at dilution of  
1:200 (40x lens).