

PLA2G4D antibody



Catalog Number: 113926

Product name

PLA2G4D antibody

Specificity

Human, Mouse; other species not tested.

Antibody description

PLA2G4D Rabbit Polyclonal antibody. Positive IHC detected in human skin cancer tissue. Positive WB detected in mouse brain tissue, Transfected HEK-293 cells. Observed molecular weight by Western-blot: 100 kDa

Preparation

This antibody was obtained by immunization of PLA2G4D recombinant protein (Accession Number: BC034571). Purification method: Antigen affinity purified.

Formulation

PBS with 0.02% sodium azide and 50% glycerol pH 7.3.

Storage

Store at -20°C. DO NOT ALIQUOT

Clonality

Polyclonal

Ig Type

Rabbit IgG

Applications

ELISA, WB, IHC

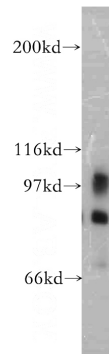
Dilutions

Recommended Dilution:

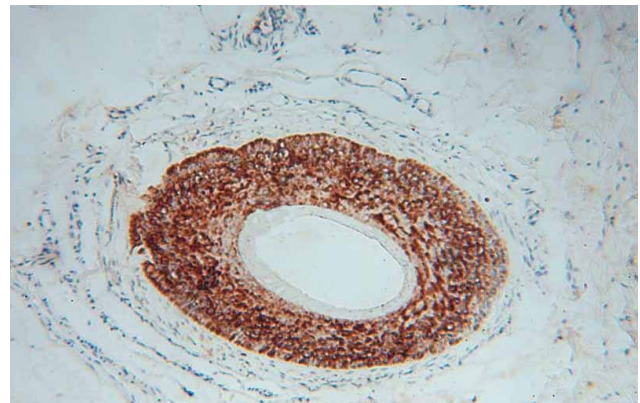
WB: 1:500-1:5000

IHC: 1:20-1:200

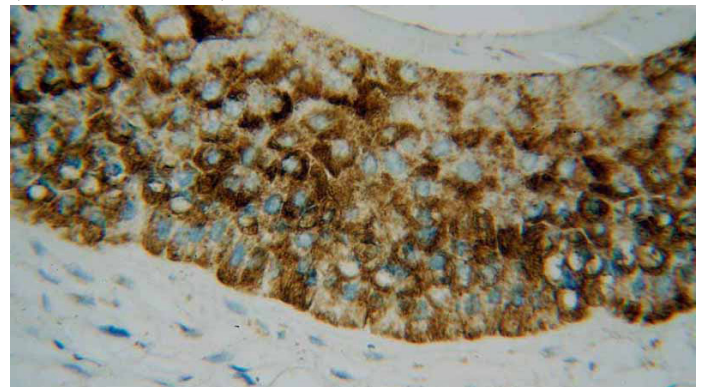
Validations



mouse brain tissue were subjected to SDS PAGE followed by western blot with Catalog No:113926(PLA2G4D antibody) at dilution of 1:500



Immunohistochemical of paraffin-embedded human skin cancer using Catalog No:113926(PLA2G4D antibody) at dilution of 1:50 (under 10x lens)



Immunohistochemical of paraffin-embedded human skin cancer using Catalog

PLA2G4D antibody



Catalog Number: 113926

No:113926(PLA2G4D antibody) at dilution of 1:50 (under 40x lens)