

SPA17 antibody



Catalog Number: 115526

Product name

SPA17 antibody

Immunogen

[Human SPA17 Recombinant protein \(GST tag\)](#)

Specificity

Human, Mouse, Rat; other species not tested.

Antibody description

SPA17 Rabbit Polyclonal antibody. Positive IP detected in mouse testis tissue. Positive WB detected in mouse testis tissue. Positive IHC detected in human testis tissue, human ovary tumor tissue. Observed molecular weight by Western-blot: 25kd

Preparation

This antibody was obtained by immunization of SPA17 recombinant protein (Accession Number: XM_011542870). Purification method: Antigen affinity purified.

Formulation

PBS with 0.02% sodium azide and 50% glycerol pH 7.3.

Storage

Store at -20°C. DO NOT ALIQUOT

Clonality

Polyclonal

Ig Type

Rabbit IgG

Applications

ELISA, WB, IHC, IP

Dilutions


Recommended Dilution:

WB: 1:500-1:5000

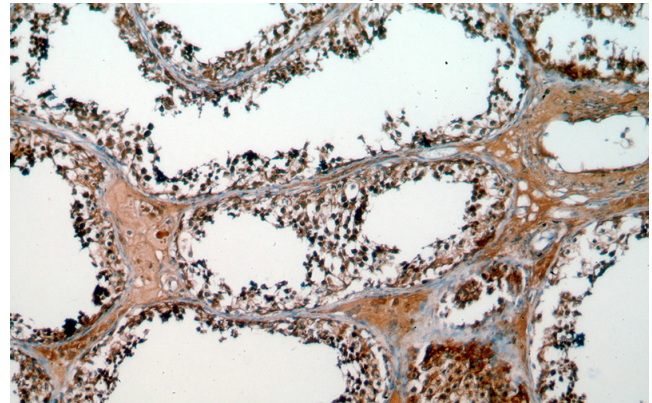
IP: 1:200-1:1000

IHC: 1:20-1:200

Validations



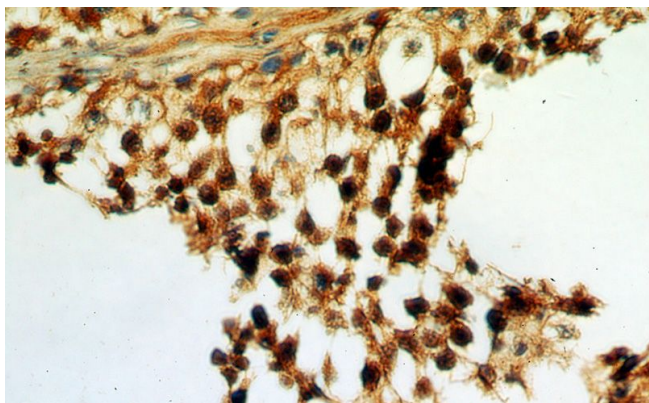
mouse testis tissue were subjected to SDS PAGE followed by western blot with Catalog No:115526(SPA17 antibody) at dilution of 1:400



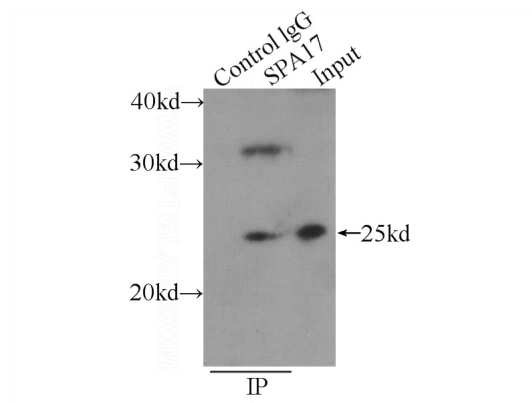
Immunohistochemical of paraffin-embedded human testis using Catalog No:115526(SPA17 antibody) at dilution of 1:50 (under 10x lens)

SPA17 antibody

Catalog Number: 115526



Immunohistochemical of paraffin-embedded human testis using Catalog No:115526(SPA17 antibody) at dilution of 1:50 (under 40x lens)



IP Result of anti-SPA17 (IP:Catalog No:115526, 3ug; Detection:Catalog No:115526 1:400) with mouse testis tissue lysate 4800ug.