

CD46 antibody

Catalog Number: 109126

Product name

CD46 antibody

IP: 1:500-1:5000

IHC: 1:50-1:500

Specificity

Human, Mouse; other species not tested.

Antibody description

CD46 Rabbit Polyclonal antibody. Positive IHC detected in human colon cancer tissue, human breast cancer tissue. Positive IP detected in A549 cells. Positive WB detected in A549 cells, mouse thymus tissue. Observed molecular weight by Western-blot: 50-56 kDa

Preparation

This antibody was obtained by immunization of CD46 recombinant protein (Accession Number: NM_153826). Purification method: Antigen affinity purified.

Formulation

PBS with 0.1% sodium azide and 50% glycerol pH 7.3.

Storage

Store at -20°C. DO NOT ALIQUOT

Clonality

Polyclonal

Ig Type

Rabbit IgG

Applications


ELISA, WB, IP, IHC

Dilutions

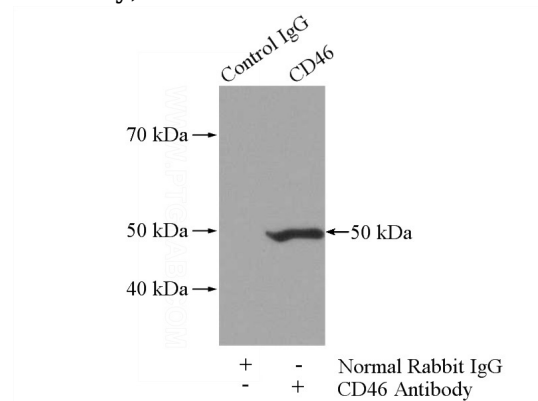
Recommended Dilution:

WB: 1:500-1:5000

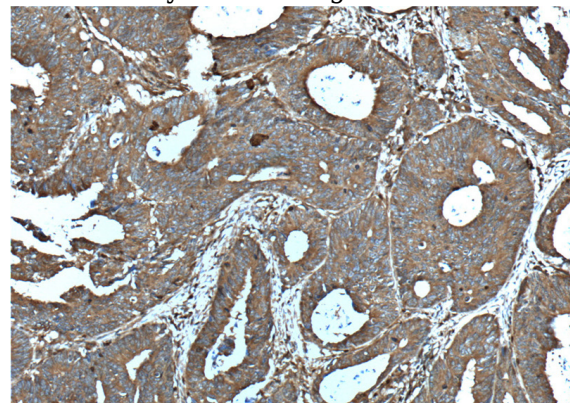
Validations



A549 cells were subjected to SDS PAGE followed by western blot with Catalog No:109126(CD46 antibody) at dilution of 1:400



IP Result of anti-CD46 (IP:Catalog No:109126, 4ug; Detection:Catalog No:109126 1:1000) with A549 cells lysate 1800ug.

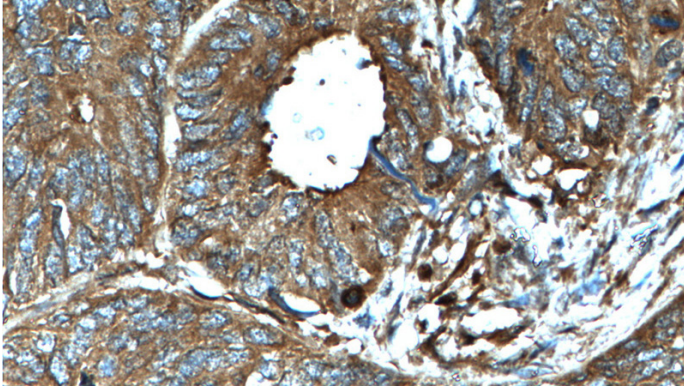


Immunohistochemistry of paraffin-embedded human colon cancer tissue slide using Catalog

CD46 antibody

Catalog Number: 109126

No:109126(CD46 Antibody) at dilution of 1:200 (under 10x lens). heat mediated antigen retrieved with Tris-EDTA buffer(pH9).



Immunohistochemistry of paraffin-embedded human colon cancer tissue slide using Catalog No:109126(CD46 Antibody) at dilution of 1:200 (under 40x lens). heat mediated antigen retrieved with Tris-EDTA buffer(pH9).