

# MYH6 Polyclonal Antibody



Catalog Number: 166126

## Product name

MYH6 Polyclonal Antibody

## Specificity

Human, Mouse, Rat

## Antibody description

Polyclonal antibody to MYH6

## Preparation

Antigen: Recombinant fusion protein containing a sequence corresponding to amino acids 1-250 of human MYH6 (NP\_002462.2).

## Formulation

PBS with 0.02% sodium azide, pH7.3.

## Storage

Store at 4°C. Avoid freeze / thaw cycles.

## Clonality

Polyclonal

## Ig Type

Rabbit IgG

## Applications

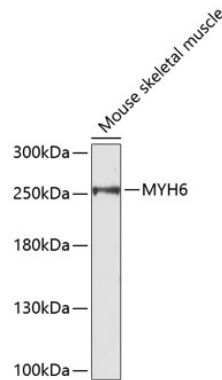
WB, IF

## Dilutions

WB 1:500 - 1:2000

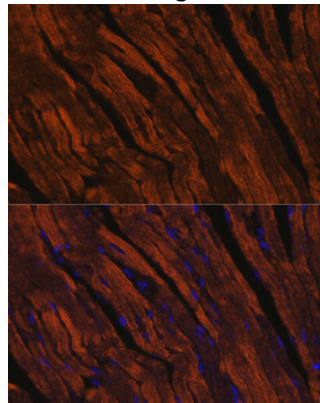
IF 1:50 - 1:200

## Validations



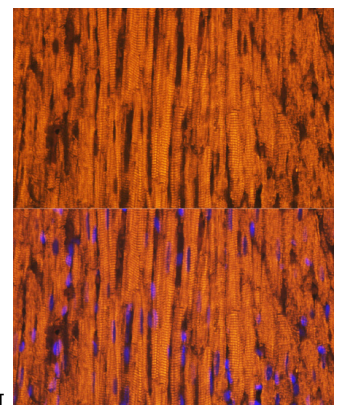
Western blot - MYH6 Polyclonal Antibody

Western blot analysis of extracts of mouse skeletal muscle, using MYH6 antibody. Secondary antibody: HRP Goat Anti-Rabbit IgG (H+L) at 1:10000 dilution. Lysates/proteins: 25ug per lane. Blocking buffer: 3% nonfat dry milk in TBST.



Immunofluorescence - MYH6 Polyclonal Antibody

Immunofluorescence analysis of mouse heart using MYH6 antibody at dilution of 1:100. Blue:



DAPI for nuclear staining.

Immunofluorescence - MYH6 Polyclonal Antibody

# MYH6 Polyclonal Antibody



Catalog Number: 166126

---

Immunofluorescence analysis of rat heart using

MYH6 antibody at dilution of 1:100. Blue: DAPI for nuclear staining.