

DSG1 antibody

Catalog Number: 110026

Product name

DSG1 antibody

Specificity

Human; other species not tested.

Antibody description

DSG1 Rabbit Polyclonal antibody. Positive IHC detected in human skin cancer tissue. Positive IF detected in A431 cells.

Preparation

This antibody was obtained by immunization of DSG1 recombinant protein (Accession Number: NM_001942). Purification method: Antigen affinity purified.

Formulation

PBS with 0.1% sodium azide and 50% glycerol pH 7.3.

Storage

Store at -20°C. DO NOT ALIQUOT

Clonality

Polyclonal

Ig Type

Rabbit IgG

Applications

ELISA, IF, IHC

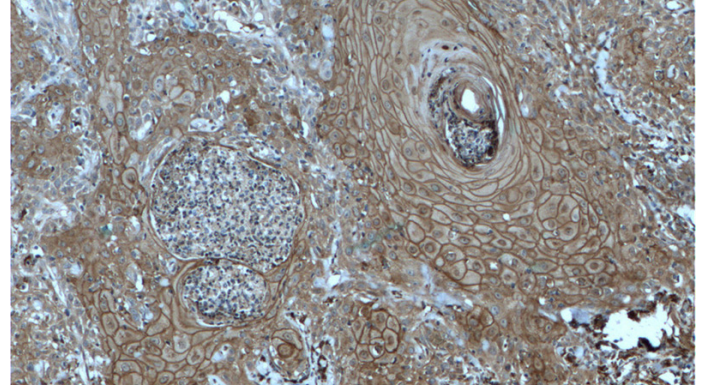
Dilutions

Recommended Dilution:

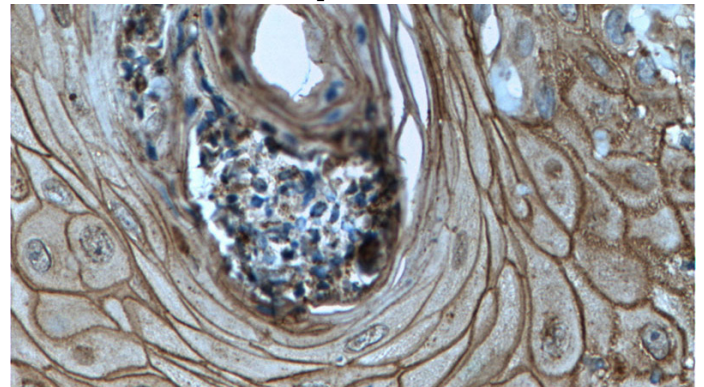
IHC: 1:20-1:200

IF: 1:10-1:100

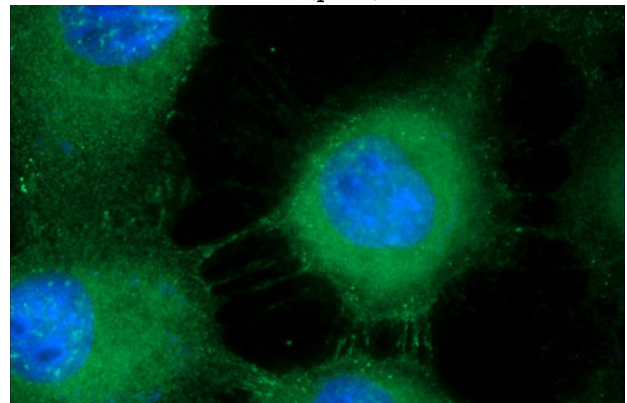
Validations



Immunohistochemistry of paraffin-embedded human skin cancer tissue slide using Catalog No:110026(DSG1 Antibody) at dilution of 1:200 (under 10x lens). heat mediated antigen retrieved with Tris-EDTA buffer(pH9).



Immunohistochemistry of paraffin-embedded human skin cancer tissue slide using Catalog No:110026(DSG1 Antibody) at dilution of 1:200 (under 40x lens). heat mediated antigen retrieved with Tris-EDTA buffer(pH9).



Immunofluorescent analysis of A431 cells using Catalog No:110026(DSG1 Antibody) at dilution of

DSG1 antibody



Catalog Number: 110026

1:25 and Alexa Fluor 488-conjugated AffiniPure

Goat Anti-Rabbit IgG(H+L)