

VAR2 antibody

Catalog Number: 116716

Product name

VAR2 antibody

IP: 1:200-1:2000

IHC: 1:20-1:200

Specificity

Human, Mouse, Rat; other species not tested.

Antibody description

VAR2 Rabbit Polyclonal antibody. Positive IHC detected in human ovary tumor tissue. Positive IP detected in HeLa cells. Positive WB detected in HeLa cells, human brain tissue, human liver tissue, Jurkat cells. Observed molecular weight by Western-blot: 118 kDa

Preparation

This antibody was obtained by immunization of VAR2 recombinant protein (Accession Number: BC008844). Purification method: Antigen affinity purified.

Formulation

PBS with 0.02% sodium azide and 50% glycerol pH 7.3.

Storage

Store at -20°C. DO NOT ALIQUOT

Clonality

Polyclonal

Ig Type

Rabbit IgG

Applications


ELISA, WB, IHC, IP

Dilutions

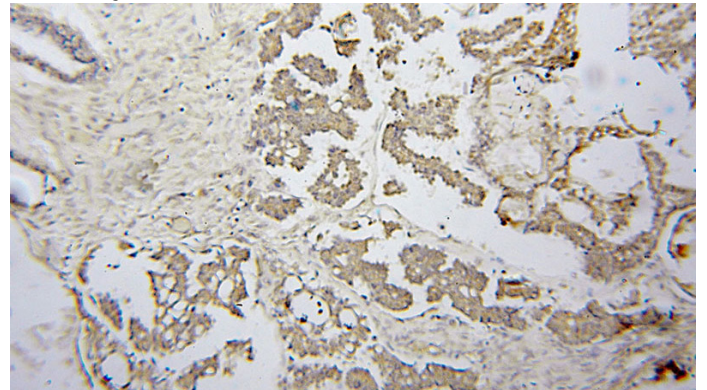
Recommended Dilution:

WB: 1:500-1:5000

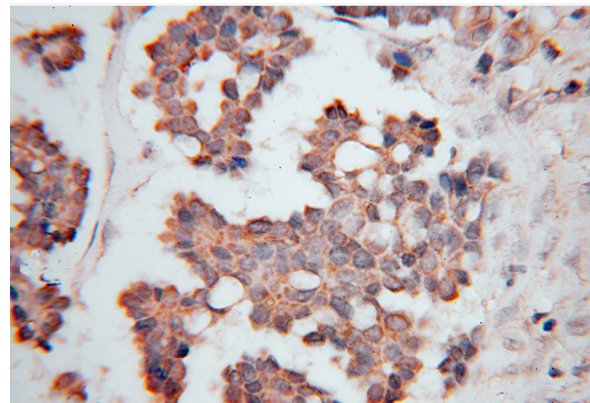
Validations



HeLa cells were subjected to SDS PAGE followed by western blot with Catalog No:116716(VAR2 antibody) at dilution of 1:500



Immunohistochemical of paraffin-embedded human ovary tumor using Catalog No:116716(VAR2 antibody) at dilution of 1:100 (under 10x lens)



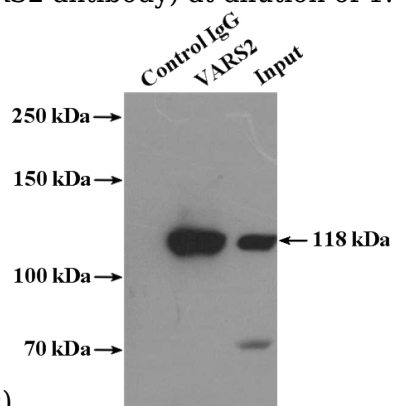
Immunohistochemical of paraffin-embedded

VARs2 antibody

Catalog Number: 116716

human ovary tumor using Catalog No:116716(VARS2 antibody) at dilution of 1:100

IP Result of anti-VARS2 (IP:Catalog No:116716, 4ug; Detection:Catalog No:116716 1:500) with HeLa cells lysate 2400ug.



(under 40x lens)