

Peripherin antibody



Catalog Number: 113716

Product name

Peripherin antibody

IHC: 1:20-1:200

Specificity

Human, Mouse, Rat; other species not tested.

Antibody description

Peripherin Rabbit Polyclonal antibody. Positive WB detected in mouse colon tissue, COLO 320 cells, human colon tissue. Positive IHC detected in human colon tissue, human brain tissue. Observed molecular weight by Western-blot: 54kd

Preparation

This antibody was obtained by immunization of Peripherin recombinant protein (Accession Number: NM_006262). Purification method: Antigen affinity purified.

Formulation

PBS with 0.02% sodium azide and 50% glycerol pH 7.3.

Storage

Store at -20°C. DO NOT ALIQUOT

Clonality

Polyclonal

Ig Type

Rabbit IgG

Applications


ELISA, WB, IHC

Dilutions

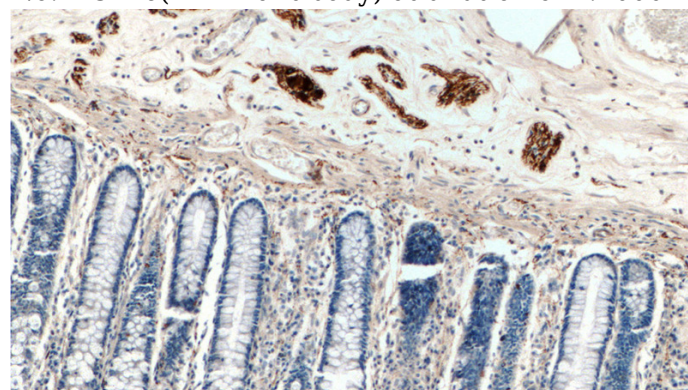
Recommended Dilution:

WB: 1:1000-1:10000

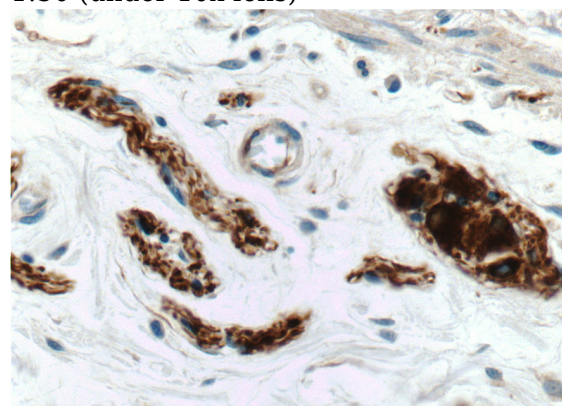
Validations



mouse colon tissue were subjected to SDS PAGE followed by western blot with Catalog No:113716(Peripherin antibody) at dilution of 1:2000



Immunohistochemistry of paraffin-embedded human colon tissue slide using Catalog No:113716(Peripherin Antibody) at dilution of 1:50 (under 10x lens)



Immunohistochemistry of paraffin-embedded human colon tissue slide using Catalog No:113716(Peripherin Antibody) at dilution of

Peripherin antibody



Catalog Number: 113716

1:50 (under 40x lens)