

MIER1 antibody

Catalog Number: 112616

Product name

MIER1 antibody

IHC: 1:20-1:200

IF: 1:10-1:100

Specificity

Human, Mouse, Rat; other species not tested.

Antibody description

MIER1 Rabbit Polyclonal antibody. Positive WB detected in human testis tissue, HepG2 cells, mouse heart tissue. Positive IF detected in HepG2 cells. Positive IHC detected in human pancreas cancer tissue. Observed molecular weight by Western-blot: 82 kDa

Preparation

This antibody was obtained by immunization of MIER1 recombinant protein (Accession Number: BC017423). Purification method: Antigen affinity purified.

Formulation

PBS with 0.02% sodium azide and 50% glycerol pH 7.3.

Storage

Store at -20°C. DO NOT ALIQUOT

Clonality

Polyclonal

Ig Type

Rabbit IgG

Applications


ELISA, WB, IHC, IF

Dilutions

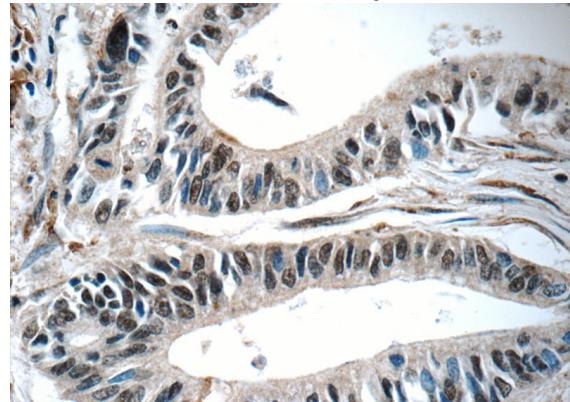
Recommended Dilution:

WB: 1:1000-1:10000

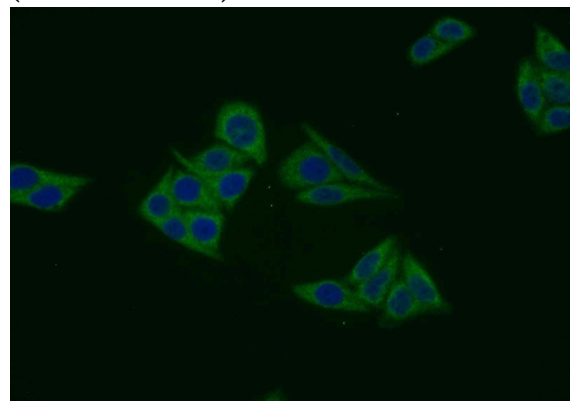
Validations



human testis tissue were subjected to SDS PAGE followed by western blot with Catalog No:112616(MIER1 antibody) at dilution of 1:500



Immunohistochemistry of paraffin-embedded human pancreas cancer tissue slide using Catalog No:112616(MIER1 Antibody) at dilution of 1:50 (under 40x lens)



Immunofluorescent analysis of HepG2 cells using

MIER1 antibody



Catalog Number: 112616

Catalog No:112616(MIER1 Antibody) at dilution of 1:25 and Alexa Fluor 488-conjugated AffiniPure Goat Anti-Rabbit IgG(H+L)