

FKBP2 antibody



Catalog Number: 107216

Product name

FKBP2 antibody

Specificity

Human; other species not tested.

Antibody description

FKBP2 Mouse Monoclonal antibody. Positive IHC detected in human prostate cancer tissue. Positive WB detected in Human cerebellum, human brain tissue. Observed molecular weight by Western-blot: 16 kDa

Preparation

This antibody was obtained by immunization of FKBP2 recombinant protein (Accession Number: NM_001370363). Purification method: Protein G purified.

Formulation

PBS with 0.02% sodium azide and 50% glycerol pH 7.3.

Storage

Store at -20°C. DO NOT ALIQUOT

Clonality

Monoclonal

Ig Type

Mouse IgG1

Applications

ELISA, WB, IHC


Dilutions

Recommended Dilution:

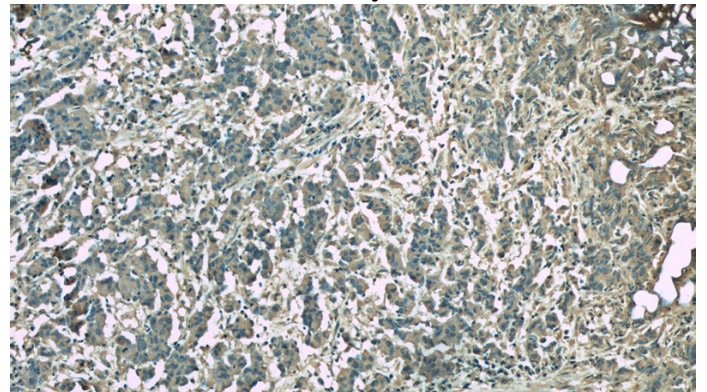
WB: 1:200-1:2000

IHC: 1:20-1:200

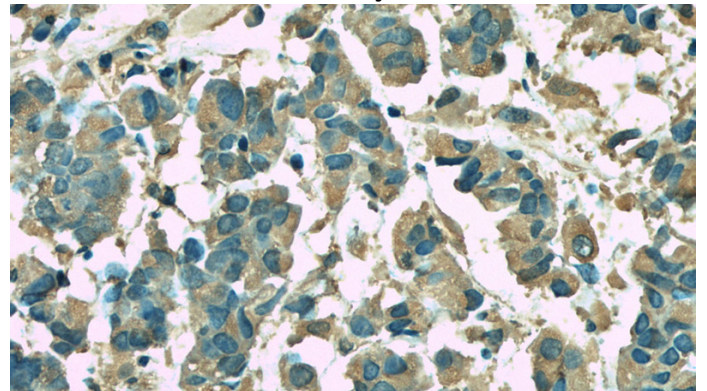
Validations



human cerebellum tissue were subjected to SDS PAGE followed by western blot with Catalog No:107216(FKBP2 antibody) at dilution of 1:500



Immunohistochemistry of paraffin-embedded human prostate cancer slide using Catalog No:107216(FKBP2 Antibody) at dilution of 1:50



Immunohistochemistry of paraffin-embedded human prostate cancer slide using Catalog No:107216(FKBP2 Antibody) at dilution of 1:50