

Prohibitin antibody



Catalog Number: 114216

Product name

Prohibitin antibody

Recommended Dilution:

WB: 1:500-1:5000

Specificity

Human, Mouse, Rat; other species not tested.

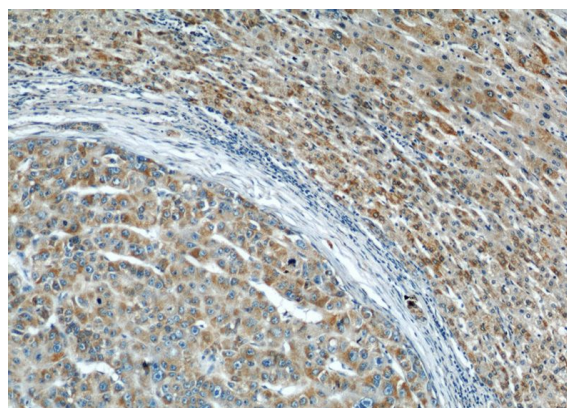
IHC: 1:20-1:200

IF: 1:10-1:100

Antibody description

Prohibitin Rabbit Polyclonal antibody. Positive IHC detected in human liver cancer tissue, human heart tissue. Positive IF detected in A431 cells. Positive WB detected in HeLa cells, A431 cells, human brain tissue, human liver tissue, Jurkat cells, mouse brain tissue, mouse heart tissue, mouse liver tissue, NIH/3T3 cells, Raji cells, rat brain tissue, rat heart tissue. Observed molecular weight by Western-blot: 30 kDa

Validations



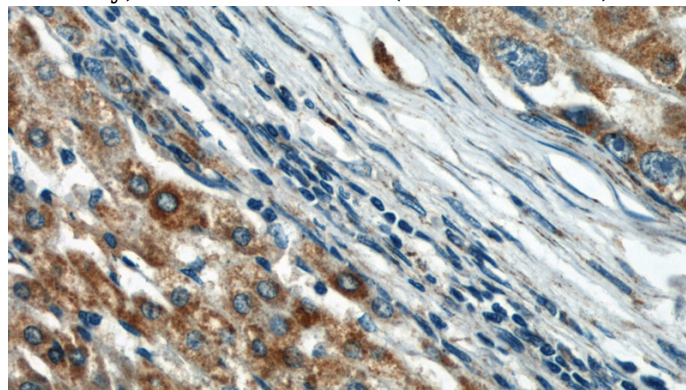
Preparation

This antibody was obtained by immunization of Prohibitin recombinant protein (Accession Number: NM_001281715). Purification method: Antigen affinity purified.

Immunohistochemical of paraffin-embedded human liver cancer using Catalog No:114216(PHB antibody) at dilution of 1:50 (under 10x lens)

Formulation

PBS with 0.1% sodium azide and 50% glycerol pH 7.3.



Storage

Store at -20°C. DO NOT ALIQUOT

Immunohistochemical of paraffin-embedded human liver cancer using Catalog No:114216(PHB antibody) at dilution of 1:50 (under 40x lens)

Clonality

Polyclonal

Ig Type

Rabbit IgG


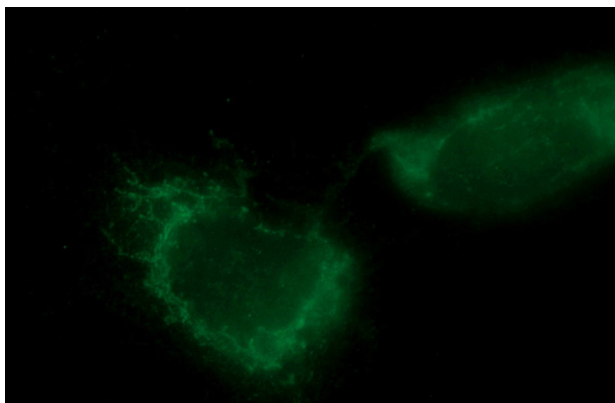
Applications

ELISA, IHC, WB, IF

Dilutions

Prohibitin antibody

Catalog Number: 114216



Immunofluorescent analysis of A431 cells using Catalog No:114216(Prohibitin Antibody) at dilution of 1:25 and FITC-Goat anti-Rabbit IgG

HeLa cells were subjected to SDS PAGE followed by western blot with Catalog No:114216(PHB antibody) at dilution of 1:1000