

AGBL3 antibody

Catalog Number: 107916

Product name

AGBL3 antibody

Specificity

Human, Mouse, Rat; other species not tested.

Antibody description

AGBL3 Rabbit Polyclonal antibody. Positive IHC detected in human lung cancer tissue, human testis tissue. Positive WB detected in mouse liver tissue, L02 cells. Observed molecular weight by Western-blot: 73 kDa

Preparation

This antibody was obtained by immunization of AGBL3 recombinant protein (Accession Number: XM_047420320). Purification method: Antigen affinity purified.

Formulation

PBS with 0.1% sodium azide and 50% glycerol pH 7.3.

Storage

Store at -20°C. DO NOT ALIQUOT

Clonality

Polyclonal

Ig Type

Rabbit IgG

Applications

ELISA, WB, IHC

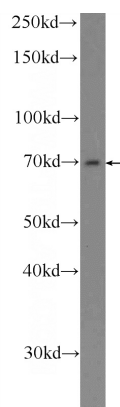
Dilutions

Recommended Dilution:

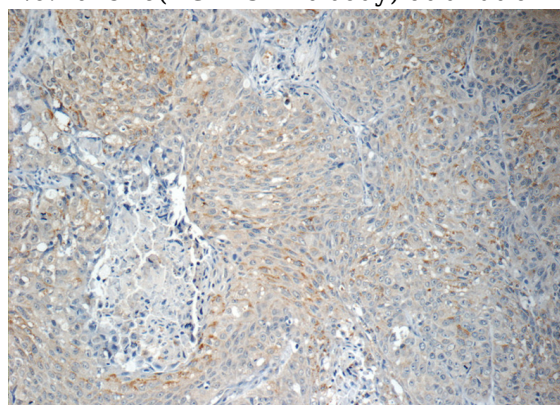
WB: 1:200-1:1000

IHC: 1:20-1:200

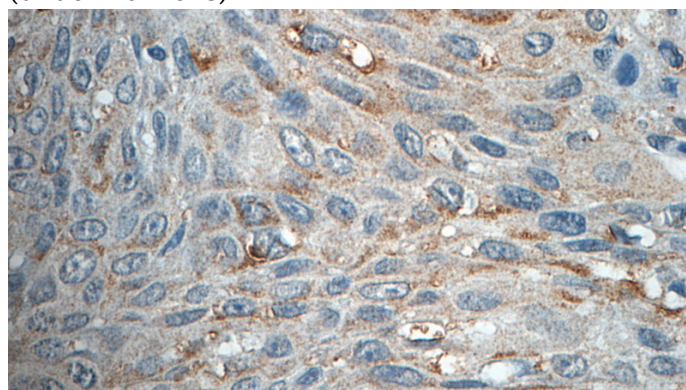
Validations



mouse liver tissue were subjected to SDS PAGE followed by western blot with Catalog No:107916(AGBL3 Antibody) at dilution of 1:300



Immunohistochemistry of paraffin-embedded human lung cancer tissue slide using Catalog No:107916(AGBL3 Antibody) at dilution of 1:50 (under 10x lens)



Immunohistochemistry of paraffin-embedded human lung cancer tissue slide using Catalog No:107916(AGBL3 Antibody) at dilution of 1:50

AGBL3 antibody



Catalog Number: 107916

(under 40x lens)