

MBIP antibody

Catalog Number: 107416

Product name

MBIP antibody

IP: 1:200-1:1000

IHC: 1:20-1:200


Specificity

Human; other species not tested.

Validations

Antibody description

MBIP Mouse Monoclonal antibody. Positive IP detected in HEK-293 cells. Positive WB detected in 293 cells, HepG2 cells, human heart tissue. Positive IHC detected in human heart, human heart tissue. Observed molecular weight by Western-blot: 39 kDa



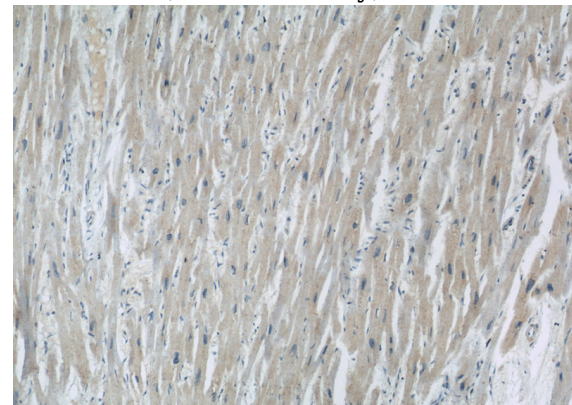
Preparation

This antibody was obtained by immunization of MBIP recombinant protein (Accession Number: NM_016586). Purification method: Protein A purified.

HEK-293 cells were subjected to SDS PAGE followed by western blot with Catalog No:107416(MBIP antibody) at dilution of 1:1000

Formulation

PBS with 0.02% sodium azide and 50% glycerol pH 7.3.



Storage

Store at -20°C. DO NOT ALIQUOT

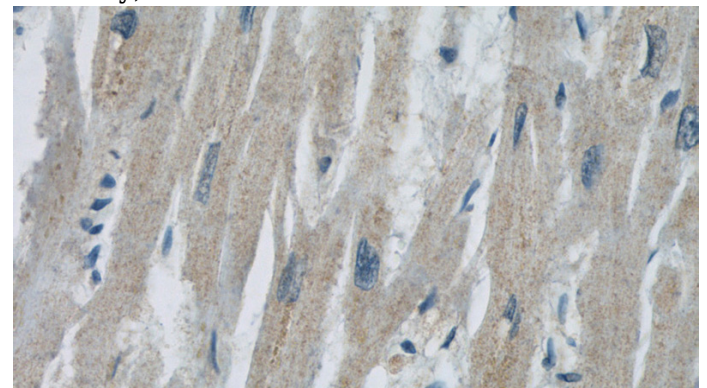
Clonality

Monoclonal

Immunohistochemistry of paraffin-embedded human heart slide using Catalog No:107416(MBIP Antibody) at dilution of 1:50

Ig Type

Mouse IgG2b



Applications

ELISA, WB, IHC, IP

Dilutions

Recommended Dilution:

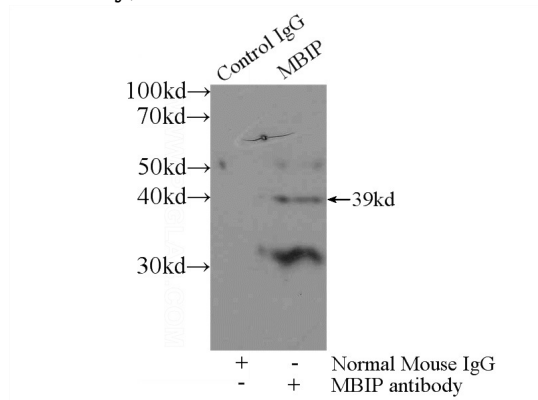
WB: 1:500-1:5000

Immunohistochemistry of paraffin-embedded human heart slide using Catalog No:107416(MBIP

MBIP antibody

Catalog Number: 107416

Antibody) at dilution of 1:50



IP Result of anti-MBIP (IP:Catalog No:107416, 3ug; Detection:Catalog No:107416 1:300) with HEK-293 cells lysate 1800ug.