

ACTA2/smooth muscle actin antibody



Catalog Number: 107706

Product name

ACTA2/smooth muscle actin antibody

Specificity

Human, Mouse, Rat; other species not tested.

Antibody description

ACTA2/smooth muscle actin Rabbit Polyclonal antibody. Positive WB detected in mouse heart tissue, mouse brown adipose tissue, mouse kidney tissue, mouse liver tissue, mouse skeletal muscle tissue, rat heart tissue. Positive IP detected in mouse heart tissue. Positive IHC detected in human heart tissue, human colon tissue, human skeletal muscle tissue, human small intestine tissue. Observed molecular weight by Western-blot: 42 kDa

Preparation

This antibody was obtained by immunization of ACTA2/smooth muscle actin recombinant protein (Accession Number: NM_001406463). Purification method: Antigen affinity purified.

Formulation

PBS with 0.02% sodium azide and 50% glycerol pH 7.3.

Storage

Store at -20°C. DO NOT ALIQUOT

Clonality

Polyclonal

Ig Type

Rabbit IgG

Applications

ELISA, WB, IHC, IP

Dilutions

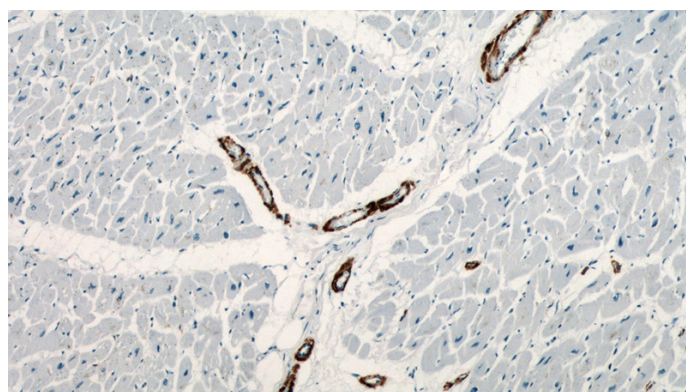
Recommended Dilution:

WB: 1:500-1:5000


IP: 1:500-1:5000

IHC: 1:200-1:1000

Validations



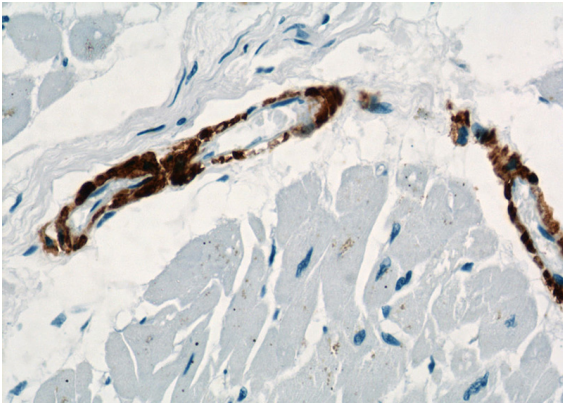
Immunohistochemical of paraffin-embedded human heart using Catalog No:107706(ACTA2 antibody) at dilution of 1:500 (under 10x lens)



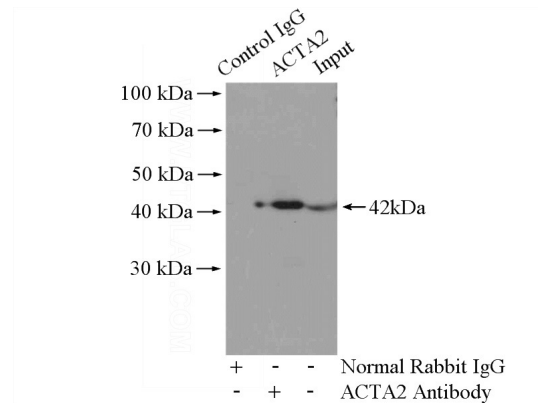
mouse heart tissue were subjected to SDS PAGE followed by western blot with Catalog No:107706(ACTA2 antibody) at dilution of 1:1000

ACTA2/smooth muscle actin antibody

Catalog Number: 107706



Immunohistochemical of paraffin-embedded human heart using Catalog No:107706(ACTA2 antibody) at dilution of 1:500 (under 40x lens)



IP Result of anti-a-SMA specific (IP:Catalog No:107706, 4ug; Detection:Catalog No:107706 1:1000) with mouse heart tissue lysate 3200ug.