

VAMP3/Cellubrevin antibody



Catalog Number: 116706

Product name

VAMP3/Cellubrevin antibody

IP: 1:500-1:5000

IHC: 1:20-1:200

Specificity

Human, Mouse, Rat; other species not tested.

Antibody description

VAMP3/Cellubrevin Rabbit Polyclonal antibody. Positive IHC detected in human heart tissue, human kidney tissue. Positive WB detected in HEK-293 cells, MCF7 cells, mouse brain tissue. Positive IP detected in HEK-293 cells. Observed molecular weight by Western-blot: 11-17 kDa

Preparation

This antibody was obtained by immunization of VAMP3/Cellubrevin recombinant protein (Accession Number: NM_004781). Purification method: Antigen affinity purified.

Formulation

PBS with 0.1% sodium azide and 50% glycerol pH 7.3.

Storage

Store at -20°C. DO NOT ALIQUOT

Clonality

Polyclonal

Ig Type

Rabbit IgG

Applications


ELISA, WB, IHC, IP

Dilutions

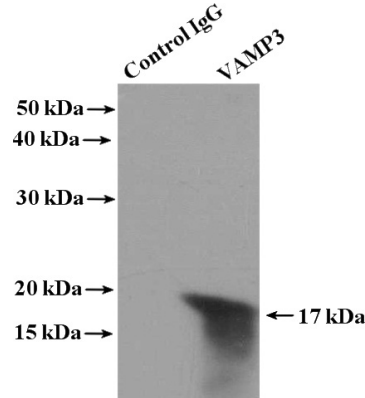
Recommended Dilution:

WB: 1:200-1:2000

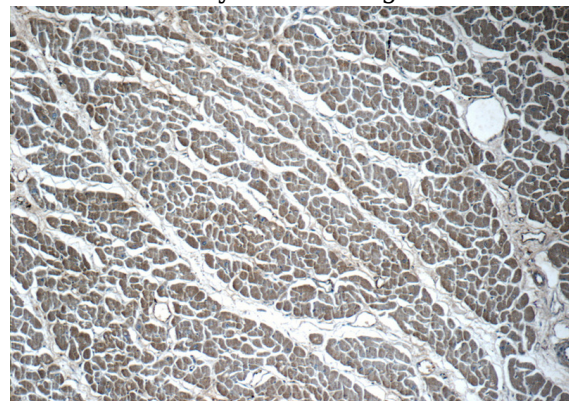
Validations



HEK-293 cells were subjected to SDS PAGE followed by western blot with Catalog No:116706(VAMP3 antibody) at dilution of 1:1000



IP Result of anti-VAMP3 (IP:Catalog No:116706, 4ug; Detection:Catalog No:116706 1:1000) with HEK-293 cells lysate 3000ug.

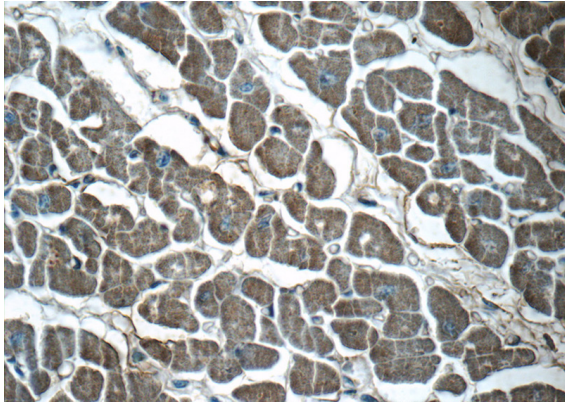


Immunohistochemistry of paraffin-embedded human heart tissue slide using Catalog

VAMP3/Cellubrevin antibody

Catalog Number: 116706

No:116706(VAMP3 Antibody) at dilution of 1:50
(under 10x lens)



Immunohistochemistry of paraffin-embedded
human heart tissue slide using Catalog
No:116706(VAMP3 Antibody) at dilution of 1:50
(under 40x lens)