

GRP94 antibody

Catalog Number: 107306

Product name

GRP94 antibody

Specificity

Human, Mouse; other species not tested.

Antibody description

GRP94 Mouse Monoclonal antibody. Positive WB detected in Human heart, human liver tissue, human lung tissue, NIH/3T3 cells. Positive IF detected in Hela cells, HepG2 cells, MCF-7 cells. Positive FC detected in HeLa cells. Observed molecular weight by Western-blot: 95kd

Preparation

This antibody was obtained by immunization of GRP94 recombinant protein (Accession Number: BC009195). Purification method: Caprylic acid/ammonium sulfate precipitation.

Formulation

PBS with 0.1% sodium azide and 50% glycerol pH 7.3.

Storage

Store at -20°C. DO NOT ALIQUOT

Clonality

Monoclonal

Ig Type

Mouse IgM

Applications

ELISA, WB, IF, FC


Dilutions

Recommended Dilution:

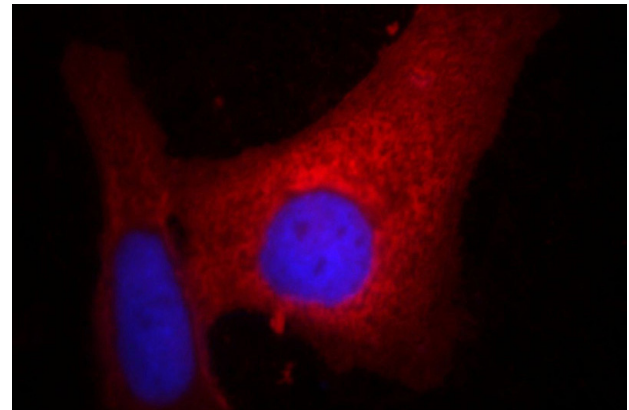
WB: 1:500-1:5000

IF: 1:10-1:100

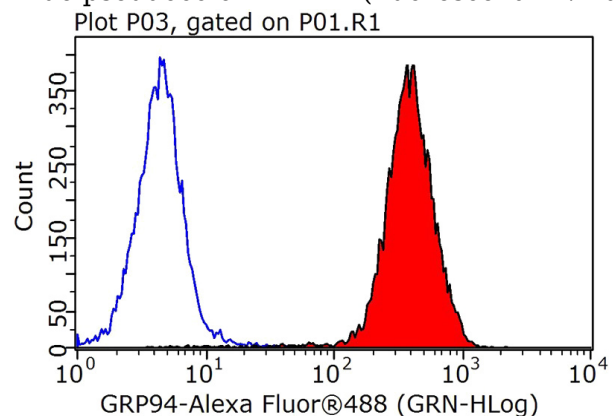
Validations



human heart tissue were subjected to SDS PAGE followed by western blot with Catalog No:107306(HSP90B1 antibody) at dilution of 1:1000



Immunofluorescent analysis of HeLa cells, using HSP90B1 antibody Catalog No: at 1:25 dilution and Rhodamine-labeled goat anti-mouse IgG (red). Blue pseudocolor = DAPI (fluorescent DNA dye).



1X10⁶ HeLa cells were stained with 0.2ug

GRP94 antibody



Catalog Number: 107306

GRP94 antibody (Catalog No:107306, red) and control antibody (blue). Fixed with 90% MeOH blocked with 3% BSA (30 min). Alexa Fluor 488-

conjugated AffiniPure Goat Anti-Mouse IgG(H+L) with dilution 1:1000.