

Hexokinase 1 antibody



Catalog Number: 111306

Product name

Hexokinase 1 antibody

Immunogen

[Human HK1 Recombinant protein \(His tag\)](#)

Specificity

Human, Mouse, Rat; other species not tested.

Antibody description

Hexokinase 1 Rabbit Polyclonal antibody. Positive IP detected in mouse brain tissue. Positive WB detected in human brain tissue, HeLa cells, HepG2 cells, human skeletal muscle tissue, mouse brain tissue, mouse heart tissue, rat heart tissue. Positive IHC detected in human testis tissue, human kidney tissue. Observed molecular weight by Western-blot: 100 kDa

Preparation

This antibody was obtained by immunization of Hexokinase 1 recombinant protein (Accession Number: NM_000188). Purification method: Antigen affinity purified.

Formulation

PBS with 0.02% sodium azide and 50% glycerol pH 7.3.

Storage

Store at -20°C. DO NOT ALIQUOT

Clonality

Polyclonal

Ig Type

Rabbit IgG

Applications

ELISA, WB, IHC, IP

Dilutions


Recommended Dilution:

WB: 1:1000-1:10000

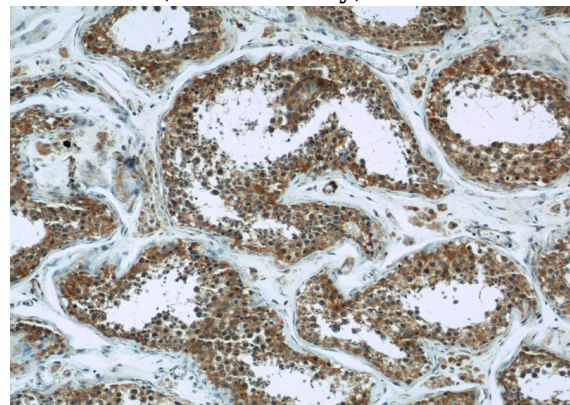
IP: 1:200-1:2000

IHC: 1:20-1:200

Validations



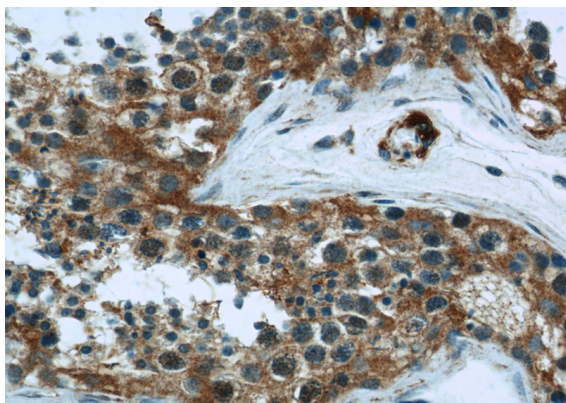
human brain tissue were subjected to SDS PAGE followed by western blot with Catalog No:111306(HK1 antibody) at dilution of 1:500



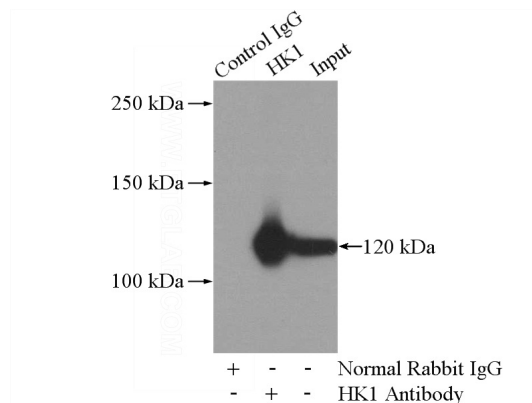
Immunohistochemical of paraffin-embedded human testis using Catalog No:111306(HK1 antibody) at dilution of 1:100 (under 10x lens)

Hexokinase 1 antibody

Catalog Number: 111306



Immunohistochemical of paraffin-embedded human testis using Catalog No:111306(HK1 antibody) at dilution of 1:100 (under 40x lens)



IP Result of anti-HK1 (IP:Catalog No:111306, 4ug; Detection:Catalog No:111306 1:500) with mouse brain tissue lysate 2640ug.