

# IDH3G antibody



Catalog Number: 111606

## Product name

IDH3G antibody

Recommended Dilution:

WB: 1:500-1:5000

## Immunogen

IHC: 1:20-1:200

[Human IDH3G Recombinant protein \(His tag\)](#)


## Validations

## Specificity

Human, Mouse; other species not tested.

## Antibody description

IDH3G Rabbit Polyclonal antibody. Positive IHC detected in human skin cancer tissue, human colon tissue. Positive WB detected in mouse colon tissue, A375 cells, A431 cells. Observed molecular weight by Western-blot: 42 kDa



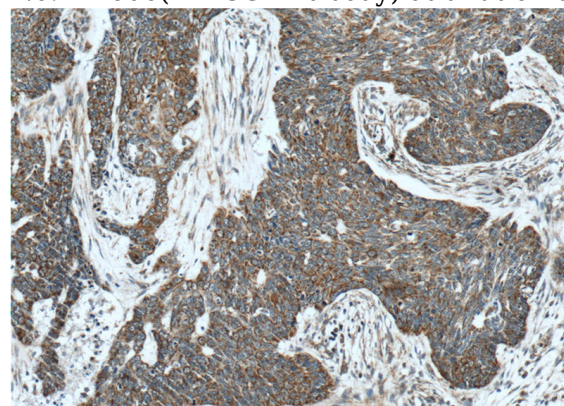
## Preparation

This antibody was obtained by immunization of IDH3G recombinant protein (Accession Number: NM\_004135). Purification method: Antigen affinity purified.

mouse colon tissue were subjected to SDS PAGE followed by western blot with Catalog No:111606(IDH3G Antibody) at dilution of 1:1000

## Formulation

PBS with 0.1% sodium azide and 50% glycerol pH 7.3.



## Storage

Store at -20°C. DO NOT ALIQUOT

Immunohistochemistry of paraffin-embedded human skin cancer tissue slide using Catalog No:111606(IDH3G Antibody) at dilution of 1:50 (under 10x lens)

## Clonality

Polyclonal

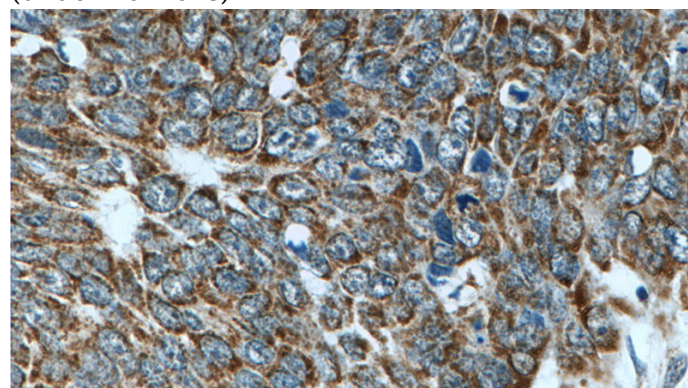
## Ig Type

Rabbit IgG

## Applications

ELISA, WB, IHC

## Dilutions



# IDH3G antibody



Catalog Number: 111606

---

Immunohistochemistry of paraffin-embedded human skin cancer tissue slide using Catalog

No:111606(IDH3G Antibody) at dilution of 1:50 (under 40x lens)