

HUS1 Polyclonal Antibody



Catalog Number: 164506

Product name

HUS1 Polyclonal Antibody

Specificity

Human, Mouse

Antibody description

Polyclonal antibody to HUS1

Preparation

Antigen: Recombinant fusion protein containing a sequence corresponding to amino acids 1-280 of human HUS1 (NP_004498.1).

Formulation

PBS with 0.02% sodium azide, 50% glycerol, pH7.3.

Storage

Store at -20°C. Avoid freeze / thaw cycles.

Clonality

Polyclonal

Ig Type

Rabbit IgG

Applications

WB, IF, IP

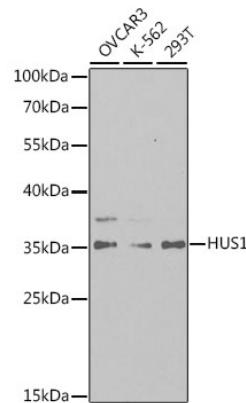
Dilutions

WB 1:500 - 1:2000

IF 1:50 - 1:100

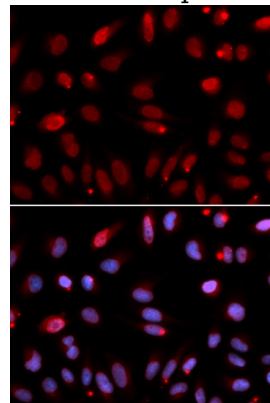
IP 1:50 - 1:200

Validations



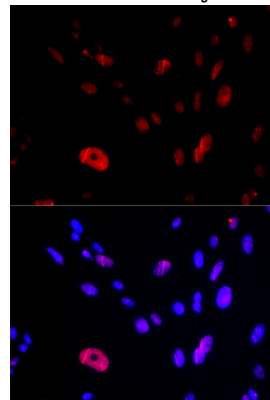
Western blot - HUS1 Polyclonal Antibody

Western blot analysis of extracts of various cell lines, using HUS1 antibody at 1:1000 dilution. Secondary antibody: HRP Goat Anti-Rabbit IgG (H+L) at 1:10000 dilution. Lysates/proteins: 25ug per lane. Blocking buffer: 3% nonfat dry milk in TBST. Detection: ECL Basic Kit. Exposure time: 180s.



Immunofluorescence - HUS1 Polyclonal Antibody

Immunofluorescence analysis of U2OS cells using HUS1 antibody. Blue: DAPI for nuclear staining.



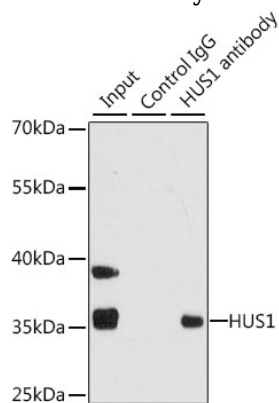
HUS1 Polyclonal Antibody



Catalog Number: 164506

Immunofluorescence - HUS1 Polyclonal Antibody

Immunofluorescence analysis of U2OS cells using HUS1 antibody . Blue: DAPI for nuclear staining.



Immunoprecipitation - HUS1 Polyclonal Antibody

Immunoprecipitation analysis of 200ug extracts of 293T cells using 1ug HUS1 antibody . Western blot was performed from the immunoprecipitate using HUS1 antibody at a dilution of 1:1000.