

# GPR116 antibody

Catalog Number: 111106

## Product name

GPR116 antibody

## Specificity

Human, Mouse, Rat; other species not tested.

## Antibody description

GPR116 Rabbit Polyclonal antibody. Positive WB detected in Y79 cells. Positive IHC detected in human kidney tissue. Observed molecular weight by Western-blot: 149 kDa

## Preparation

This antibody was obtained by immunization of GPR116 recombinant protein (Accession Number: NM\_001098518). Purification method: Antigen affinity purified.

## Formulation

PBS with 0.02% sodium azide and 50% glycerol pH 7.3.

## Storage

Store at -20°C. DO NOT ALIQUOT

## Clonality

Polyclonal

## Ig Type

Rabbit IgG

## Applications

ELISA, WB, IHC


## Dilutions

Recommended Dilution:

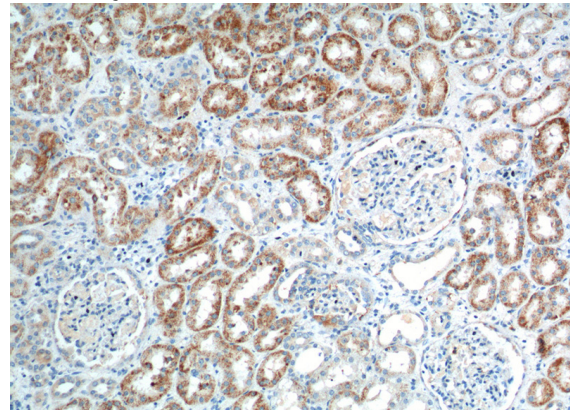
WB: 1:200-1:2000

IHC: 1:50-1:500

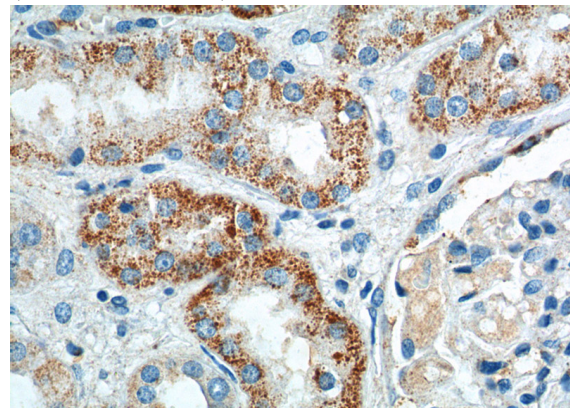
## Validations



Y79 cells were subjected to SDS PAGE followed by western blot with Catalog No:111106(GPR116 antibody) at dilution of 1:300



Immunohistochemistry of paraffin-embedded human kidney tissue slide using Catalog No:111106(GPR116 Antibody) at dilution of 1:100 (under 10x lens).



Immunohistochemistry of paraffin-embedded human kidney tissue slide using Catalog No:111106(GPR116 Antibody) at dilution of 1:100 (under 40x lens).