

Cytokeratin 4 antibody



Catalog Number: 109806

Product name

Cytokeratin 4 antibody

IHC: 1:20-1:200

IF: 1:50-1:500

Specificity

Human, Mouse, Rat; other species not tested.

Antibody description

Cytokeratin 4 Rabbit Polyclonal antibody. Positive WB detected in A431 cells, human bladder tissue. Positive IHC detected in human cervix tissue. Positive IF detected in HeLa cells. Observed molecular weight by Western-blot: 57 kDa

Preparation

This antibody was obtained by immunization of Cytokeratin 4 recombinant protein (Accession Number: BC042174). Purification method: Antigen affinity purified.

Formulation

PBS with 0.02% sodium azide and 50% glycerol pH 7.3.

Storage

Store at -20°C. DO NOT ALIQUOT

Clonality

Polyclonal

Ig Type

Rabbit IgG

Applications

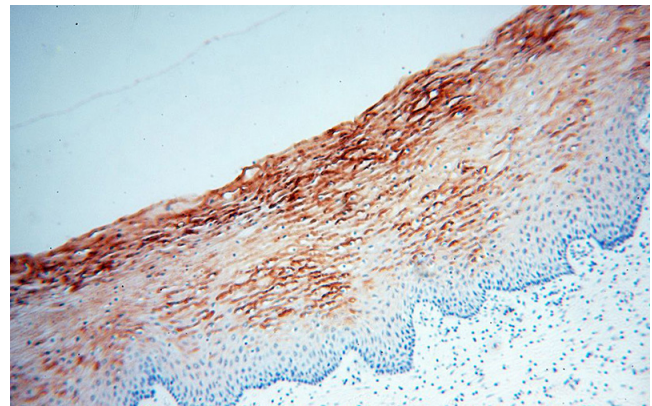
ELISA, IHC, WB, IF

Dilutions

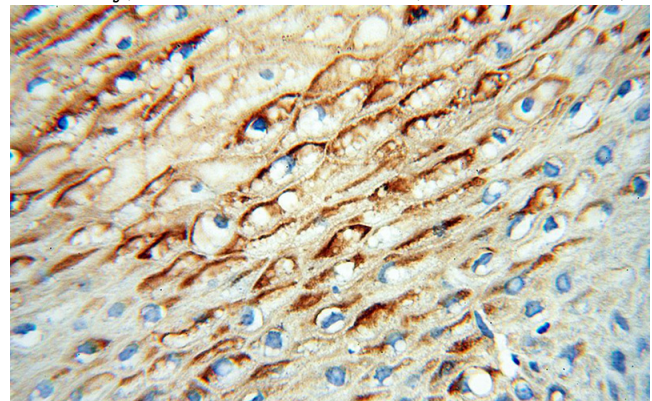
Recommended Dilution:

WB: 1:200-1:2000


Validations



Immunohistochemical of paraffin-embedded human cervix using Catalog No:109806(KRT4 antibody) at dilution of 1:100 (under 10x lens)



Immunohistochemical of paraffin-embedded human cervix using Catalog No:109806(KRT4 antibody) at dilution of 1:100 (under 40x lens)



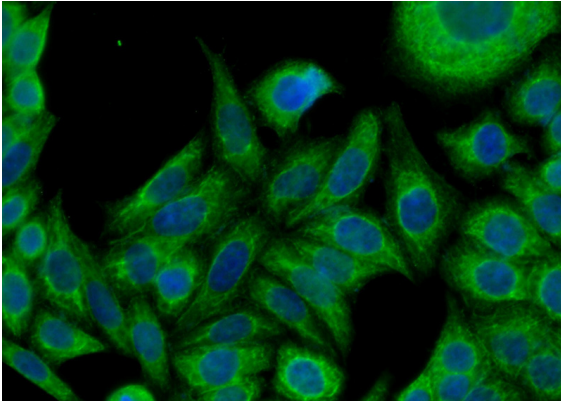
A431 cells were subjected to SDS PAGE followed by western blot with Catalog No:109806(KRT4

Cytokeratin 4 antibody



Catalog Number: 109806

Antibody) at dilution of 1:600



Immunofluorescent analysis of (-20oc Ethanol) fixed HeLa cells using Catalog No:109806(KRT4 Antibody) at dilution of 1:50 and Alexa Fluor 488-conjugated AffiniPure Goat Anti-Rabbit IgG(H+L)