

MRP2 antibody

Catalog Number: 112806

Product name

MRP2 antibody

Immunogen

[Human ABCC2 Recombinant protein \(GST tag\)](#)

Specificity

Human, Mouse; other species not tested.

Antibody description

MRP2 Rabbit Polyclonal antibody. Positive WB detected in HepG2 cells, mouse kidney tissue. Positive IHC detected in human small intestine tissue. Observed molecular weight by Western-blot: 190-250 kDa

Preparation

This antibody was obtained by immunization of MRP2 recombinant protein (Accession Number: NM_000392). Purification method: Antigen affinity purified.

Formulation

PBS with 0.1% sodium azide and 50% glycerol pH 7.3.

Storage

Store at -20°C. DO NOT ALIQUOT

Clonality

Polyclonal

Ig Type

Rabbit IgG

Applications

ELISA, IHC, WB


Dilutions

Recommended Dilution:

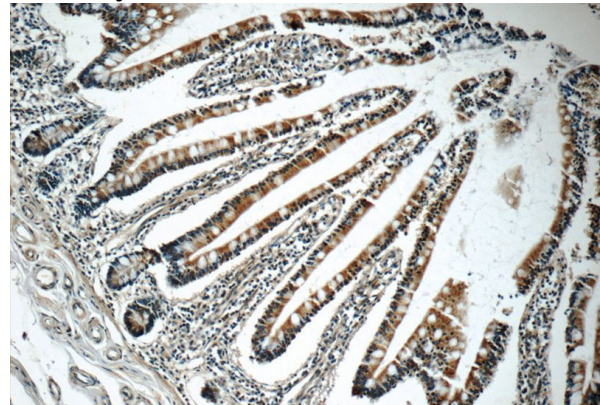
WB: 1:200-1:2000

IHC: 1:20-1:200

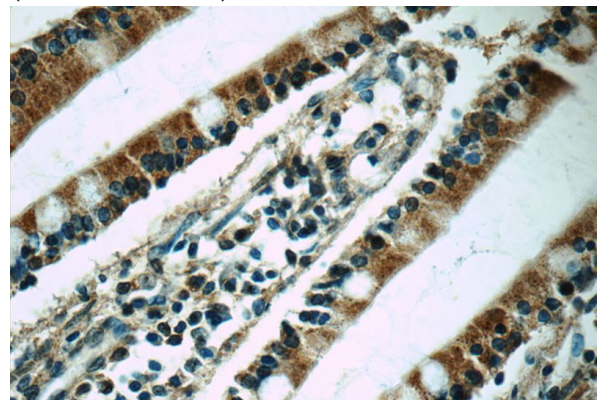
Validations



HepG2 cells were subjected to SDS PAGE followed by western blot with Catalog No:112806(ABCC2 Antibody) at dilution of 1:600



Immunohistochemistry of paraffin-embedded human small intestine tissue slide using Catalog No:112806(ABCC2 Antibody) at dilution of 1:50 (under 10x lens)



MRP2 antibody



Catalog Number: 112806

Immunohistochemistry of paraffin-embedded
human small intestine tissue slide using Catalog

No:112806(ABCC2 Antibody) at dilution of 1:50
(under 40x lens)