

Product name

iNOS antibody

Specificity

Human, Mouse, Rat; other species not tested.

Antibody description

iNOS Rabbit Polyclonal antibody. Positive IHC detected in human liver tissue. Positive IF detected in HeLa cells.

Preparation

This antibody was obtained by immunization of Peptide (Accession Number: NM_000625). Purification method: Antigen affinity purified.

Formulation

PBS with 0.1% sodium azide and 50% glycerol pH 7.3.

Storage

Store at -20°C. DO NOT ALIQUOT

Clonality

Polyclonal

Ig Type

Rabbit IgG

Applications

ELISA, IHC, IF

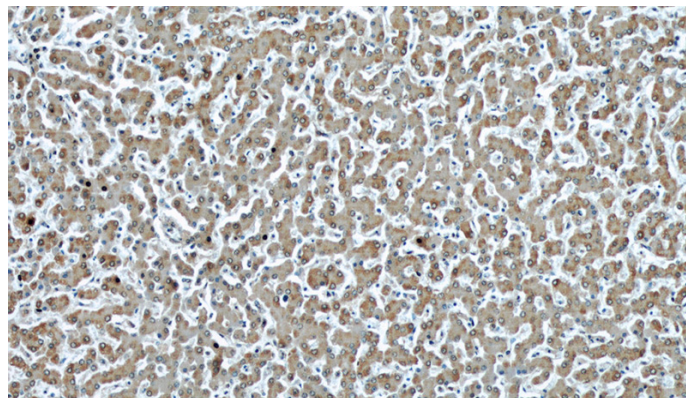
Dilutions

Recommended Dilution:

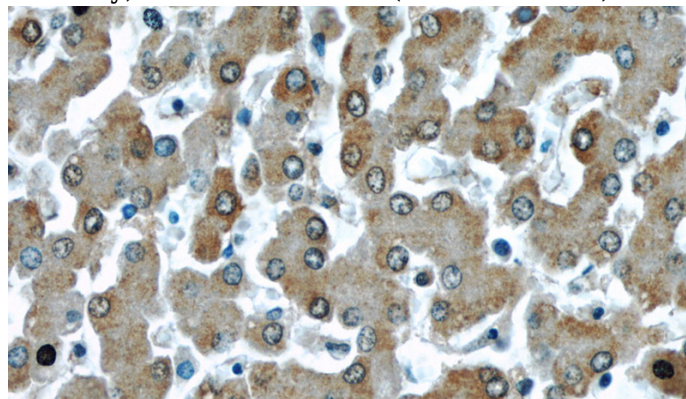
IHC: 1:20-1:200

IF: 1:20-1:200

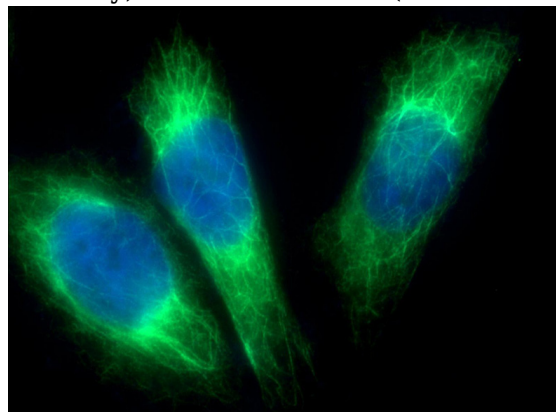
Validations



Immunohistochemical of paraffin-embedded human liver using Catalog No:111806(NOS2 antibody) at dilution of 1:50 (under 10x lens)



Immunohistochemical of paraffin-embedded human liver using Catalog No:111806(NOS2 antibody) at dilution of 1:50 (under 40x lens)



Immunofluorescent analysis of (-20°C Ethanol) fixed HeLa cells using Catalog No:111806(iNOS Antibody) at dilution of 1:50 and Alexa Fluor 488-conjugated AffiniPure Goat Anti-Rabbit IgG(H+L)