

liver Arginase antibody



Catalog Number: 107406

Product name

liver Arginase antibody

IHC: 1:20-1:200


Specificity

Human; other species not tested.

Antibody description

liver Arginase Mouse Monoclonal antibody. Positive IHC detected in human liver tissue, human liver cancer tissue. Positive WB detected in HepG2 cells. Observed molecular weight by Western-blot: 36 kDa

Validations



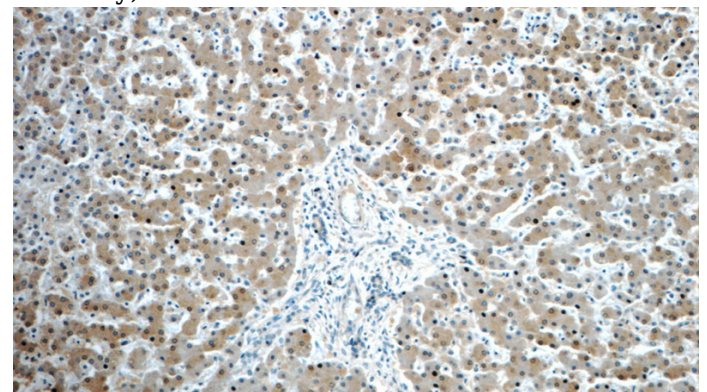
Preparation

This antibody was obtained by immunization of liver Arginase recombinant protein (Accession Number: BC005321). Purification method: Protein G purified.

HepG2 cells were subjected to SDS PAGE followed by western blot with Catalog No:107406(ARG1 antibody) at dilution of 1:1000

Formulation

PBS with 0.02% sodium azide and 50% glycerol pH 7.3.



Storage

Store at -20°C. DO NOT ALIQUOT

Immunohistochemistry of paraffin-embedded human liver slide using Catalog No:107406(ARG1 Antibody) at dilution of 1:50

Clonality

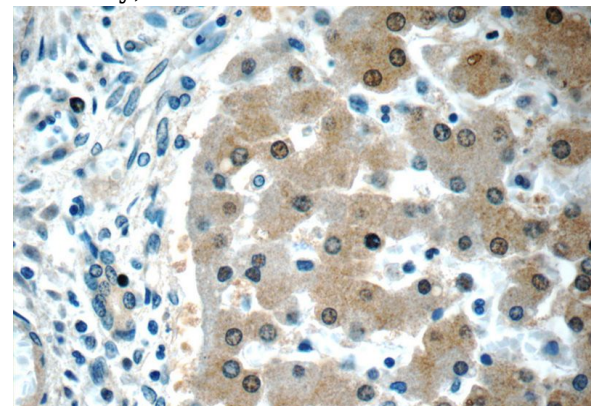
Monoclonal

Ig Type

Mouse IgG1

Applications

ELISA, WB, IHC



Dilutions

Recommended Dilution:

WB: 1:500-1:5000

Immunohistochemistry of paraffin-embedded human liver slide using Catalog No:107406(ARG1 Antibody) at dilution of 1:50