

Cytokeratin 16 antibody



Catalog Number: 109795

Product name

Cytokeratin 16 antibody

Specificity

Human, Mouse, Rat; other species not tested.

Antibody description

Cytokeratin 16 Rabbit Polyclonal antibody. Positive WB detected in HeLa cells, A375 cells, MCF7 cells. Positive IHC detected in human cervical cancer tissue, human cervix tissue, human skin tissue. Observed molecular weight by Western-blot: 48 kDa

Preparation

This antibody was obtained by immunization of Cytokeratin 16 recombinant protein (Accession Number: NM_005557). Purification method: Antigen affinity purified.

Formulation

PBS with 0.02% sodium azide and 50% glycerol pH 7.3.

Storage

Store at -20°C. DO NOT ALIQUOT

Clonality

Polyclonal

Ig Type

Rabbit IgG

Applications

ELISA, WB, IHC

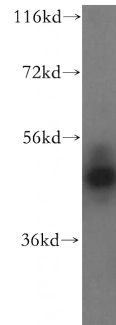
Dilutions

Recommended Dilution:

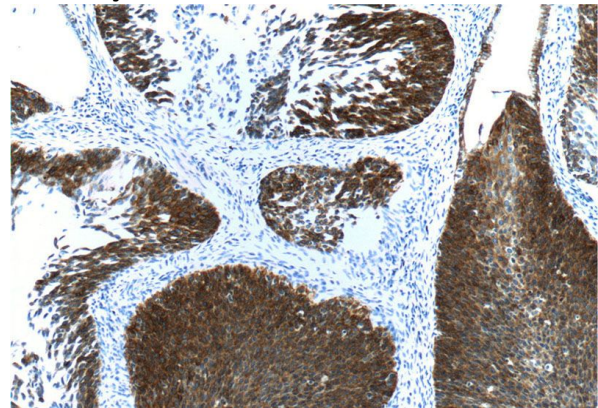
WB: 1:500-1:5000

IHC: 1:20-1:200

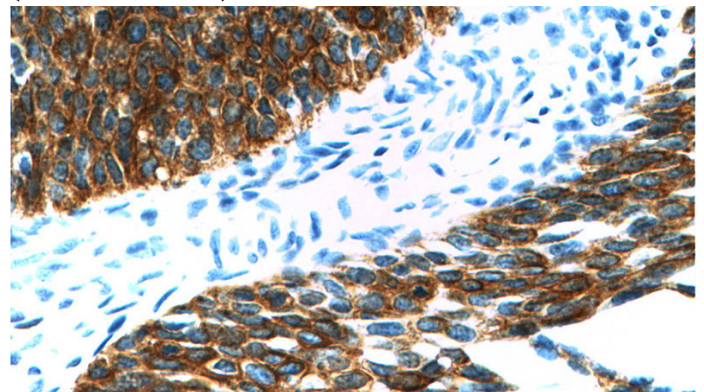
Validations



HeLa cells were subjected to SDS PAGE followed by western blot with Catalog No:109795(KRT16 antibody) at dilution of 1:500



Immunohistochemistry of paraffin-embedded human cervical cancer tissue slide using Catalog No:109795(KRT16 Antibody) at dilution of 1:200 (under 10x lens)



Immunohistochemistry of paraffin-embedded human cervical cancer tissue slide using Catalog No:109795(KRT16 Antibody) at dilution of 1:200

Cytokeratin 16 antibody



Catalog Number: 109795

(under 40x lens)