

TRMT1 antibody

Catalog Number: 116395

Product name

TRMT1 antibody

IHC: 1:20-1:200

IF: 1:20-1:200

Specificity

Human, Mouse, Rat; other species not tested.

Antibody description

TRMT1 Rabbit Polyclonal antibody. Positive IHC detected in human colon cancer tissue. Positive IF detected in HeLa cells. Positive WB detected in HeLa cells. Observed molecular weight by Western-blot: 72 kDa

Preparation

This antibody was obtained by immunization of TRMT1 recombinant protein (Accession Number: XM_017026944). Purification method: Antigen affinity purified.

Formulation

PBS with 0.02% sodium azide and 50% glycerol pH 7.3.

Storage

Store at -20°C. DO NOT ALIQUOT

Clonality

Polyclonal

Ig Type

Rabbit IgG

Applications


ELISA, WB, IHC, IF

Dilutions

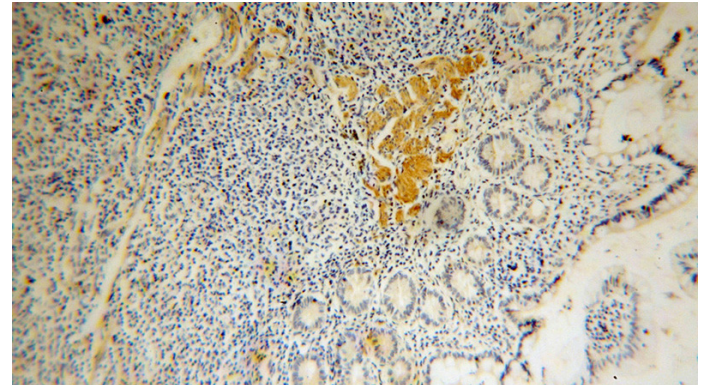
Recommended Dilution:

WB: 1:200-1:2000

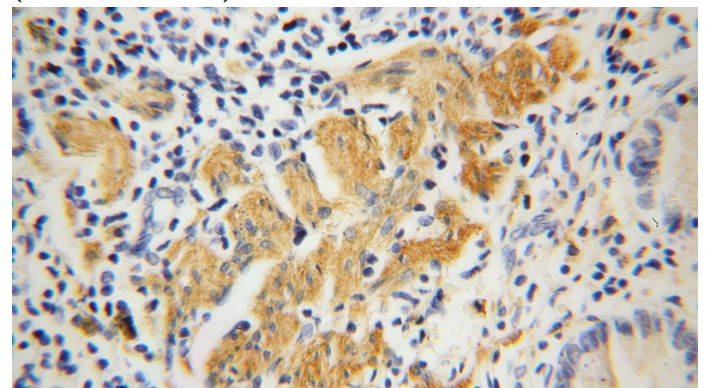
Validations



HeLa cells were subjected to SDS PAGE followed by western blot with Catalog No:116395(TRMT1 antibody) at dilution of 1:800



Immunohistochemical of paraffin-embedded human colon cancer using Catalog No:116395(TRMT1 antibody) at dilution of 1:50 (under 10x lens)



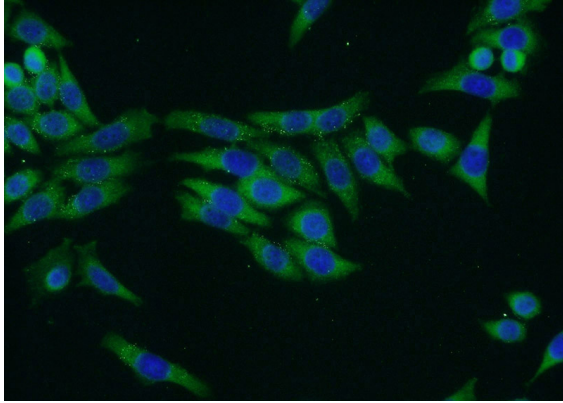
Immunohistochemical of paraffin-embedded

TRMT1 antibody



Catalog Number: 116395

human colon cancer using Catalog No:116395(TRMT1 antibody) at dilution of 1:50 (under 40x lens)



Immunofluorescent analysis of HeLa cells using Catalog No:116395(TRMT1 Antibody) at dilution of 1:50 and Alexa Fluor 488-conjugated AffiniPure Goat Anti-Rabbit IgG(H+L)