

CHST14 antibody



Catalog Number: 109295

Product name

CHST14 antibody

Specificity

Human, Mouse, Rat; other species not tested.

Antibody description

CHST14 Rabbit Polyclonal antibody. Positive IHC detected in human placenta tissue, human brain tissue, human kidney tissue, human spleen tissue. Positive WB detected in HEK-293 cells, HepG2 cells. Observed molecular weight by Western-blot: 45-50 kDa

Preparation

This antibody was obtained by immunization of CHST14 recombinant protein (Accession Number: NM_130468). Purification method: Antigen affinity purified.

Formulation

PBS with 0.02% sodium azide and 50% glycerol pH 7.3.

Storage

Store at -20°C. DO NOT ALIQUOT

Clonality

Polyclonal

Ig Type

Rabbit IgG

Applications

ELISA, IHC, WB


Dilutions

Recommended Dilution:

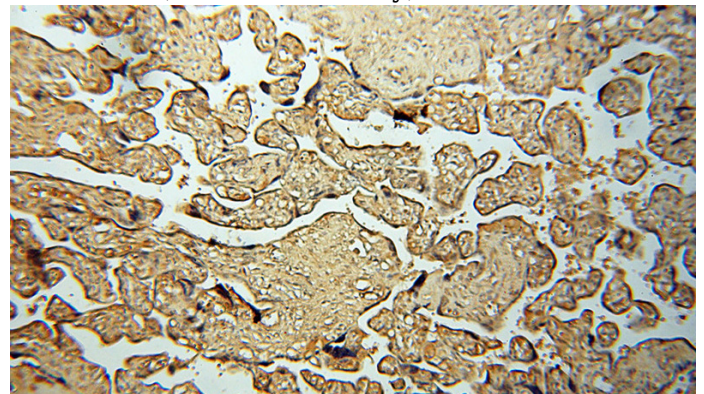
WB: 1:200-1:2000

IHC: 1:20-1:200

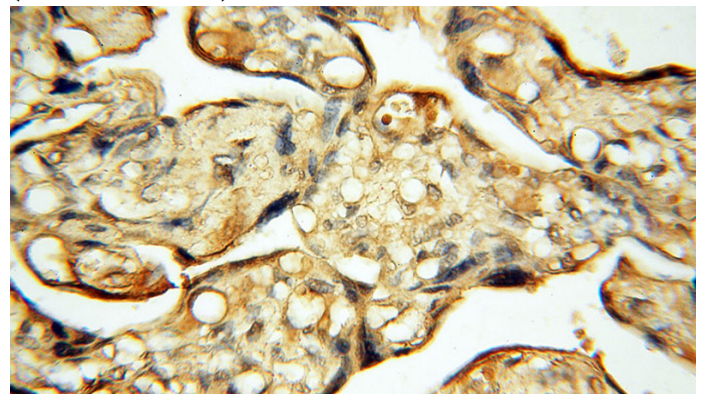
Validations



HEK-293 cells were subjected to SDS PAGE followed by western blot with Catalog No:109295(CHST14 antibody) at dilution of 1:600



Immunohistochemical of paraffin-embedded human placenta using Catalog No:109295(CHST14 antibody) at dilution of 1:50 (under 10x lens)



Immunohistochemical of paraffin-embedded human placenta using Catalog No:109295(CHST14 antibody) at dilution of 1:50

CHST14 antibody



Catalog Number: 109295

(under 40x lens)