

ATG3 antibody

Catalog Number: 108295

Product name

ATG3 antibody

IHC: 1:20-1:200

IF: 1:20-1:200

Specificity

Human, Mouse, Rat; other species not tested.

Antibody description

ATG3 Rabbit Polyclonal antibody. Positive WB detected in mouse kidney tissue. Positive IF detected in HEK-293 cells. Positive IHC detected in human kidney tissue. Observed molecular weight by Western-blot: 36-40 kDa

Validations



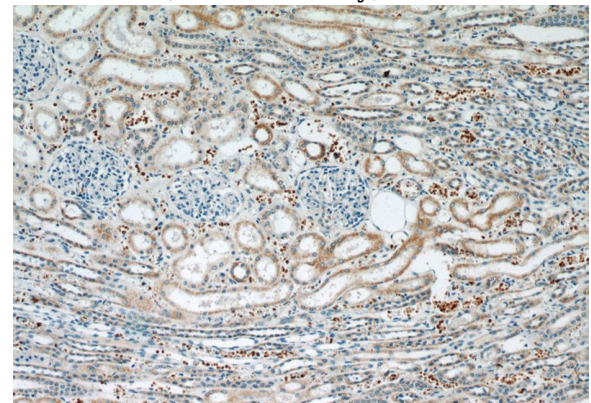
Preparation

This antibody was obtained by immunization of ATG3 recombinant protein (Accession Number: NM_022488). Purification method: Antigen affinity purified.

mouse kidney tissue were subjected to SDS PAGE followed by western blot with Catalog No:108295(ATG3 antibody) at dilution of 1:300

Formulation

PBS with 0.1% sodium azide and 50% glycerol pH 7.3.



Storage

Store at -20°C. DO NOT ALIQUOT

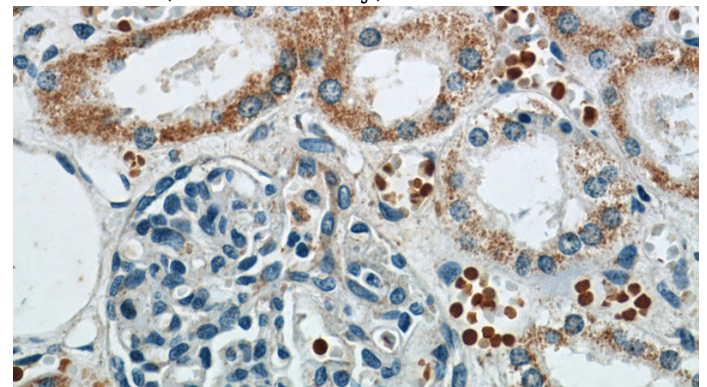
Clonality

Polyclonal

Immunohistochemistry of paraffin-embedded human kidney slide using Catalog No:108295(ATG3 Antibody) at dilution of 1:50

Ig Type

Rabbit IgG



Applications

ELISA, WB, IHC, IF

Dilutions

Recommended Dilution:

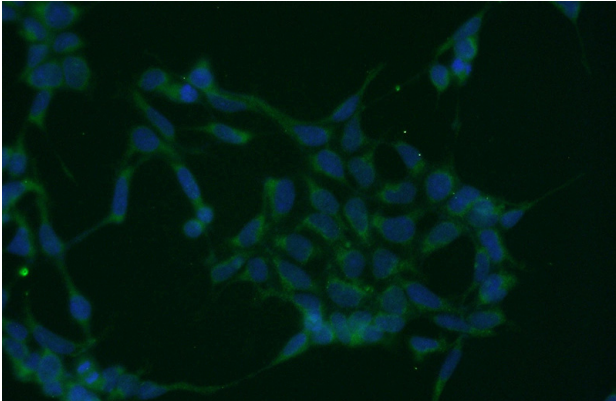
WB: 1:200-1:2000

Immunohistochemistry of paraffin-embedded human kidney slide using Catalog

ATG3 antibody

Catalog Number: 108295

No:108295(ATG3 Antibody) at dilution of 1:50



Immunofluorescent analysis of HEK-293 cells using Catalog No:108295(ATG3 Antibody) at dilution of 1:50 and Alexa Fluor 488-conjugated AffiniPure Goat Anti-Rabbit IgG(H+L)