

Caveolin-1 antibody

Catalog Number: 108895

Product name

Caveolin-1 antibody

IP: 1:200-1:2000

IHC: 1:20-1:200

Specificity

Human, Mouse, Rat; other species not tested.

Antibody description

Caveolin-1 Rabbit Polyclonal antibody. Positive IP detected in A549 cells. Positive WB detected in A549 cells, mouse large intestine tissue, NIH/3T3 cells, rat colon tissue. Positive IHC detected in human lung tissue, human heart tissue. Observed molecular weight by Western-blot: 20-25kd

Preparation

This antibody was obtained by immunization of Caveolin-1 recombinant protein (Accession Number: BC006432). Purification method: Antigen affinity purified.

Formulation

PBS with 0.02% sodium azide and 50% glycerol pH 7.3.

Storage

Store at -20°C. DO NOT ALIQUOT

Clonality

Polyclonal

Ig Type

Rabbit IgG

Applications


ELISA, WB, IHC, IP

Dilutions

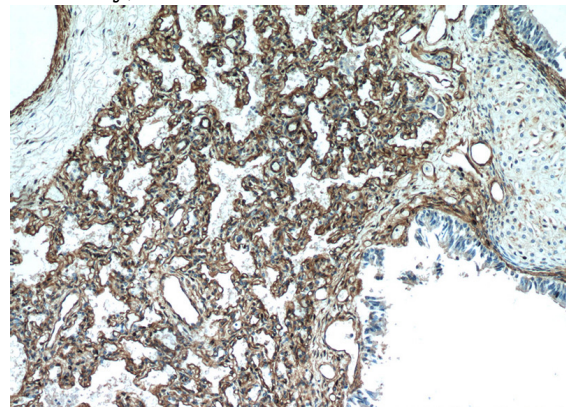
Recommended Dilution:

WB: 1:500-1:5000

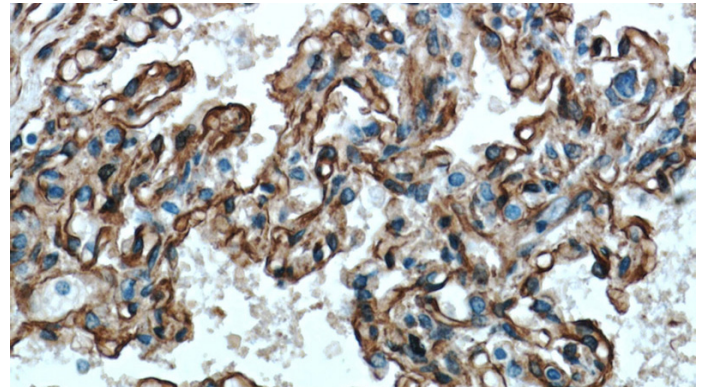
Validations



A549 cells were subjected to SDS PAGE followed by western blot with Catalog No:108895(CAV1 antibody) at dilution of 1:300



Immunohistochemical of paraffin-embedded human lung using Catalog No:108895(CAV1 antibody) at dilution of 1:50 (under 10x lens)

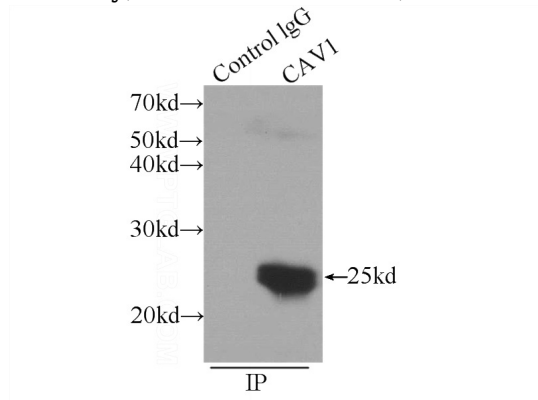


Immunohistochemical of paraffin-embedded human lung using Catalog No:108895(CAV1

Caveolin-1 antibody

Catalog Number: 108895

antibody) at dilution of 1:50 (under 40x lens)



IP Result of anti-Caveolin-1 (IP:Catalog No:108895, 3ug; Detection:Catalog No:108895 1:500) with A549 cells lysate 1200ug.